


# SmartSafe

2026 ISSUE 3

## WA613 V2.0




**SHENZHEN SMARTSAFE TECH CO., LTD.**

3310&3410, Building 11, Tianan Cloud Park, Longgang District, Shenzhen
+86-755-89589810
sales@newsmatsafe.com
www.newsmatsafe.com

YouTube Facebook LinkedIn

# PRODUCT SERIES

**01**

**TE** Tire Equipment

**23**

**CE** Calibration Equipment

**36**

**ME** Maintenance Equipment

**56**

**EE** EV Equipment

# WA613 V2.0

## Magnetic Wireless 3D Wheel Aligner

The WA613 is the industry's first magnetic wireless 3D wheel aligner. It is ready to use right out of the box, with no assembly or calibration required.

- **Instant experience, ready to use out of the box, no assembly or calibration required**
- **Providing more sevices and value in a smaller space**
- **Lightweight design, smaller packaging and lower shipping costs**
- **Proprietay patented product solution for more accurate measurements**




## Functions

**1.Wheel Alignment Measurement:** Supports standard and quick measurement modes. Measures key parameters including toe, camber, caster, steering axis inclination (SAI), and thrust angle, as well as wheelbase, track width, axle offset,  wheel offset, diagonal difference, and center offset.

**2.Vehicle Database:** Includes wheel alignment data for more than 50,000 vehicle models worldwide and supports user-defined vehicle data.

**3.Wireless Terminal Connectivity:** Transmits measurement data wirelessly and displays the wheel alignment process when paired with the ST13 smart terminal.

**4.Inspection Reports:** Generates professional inspection reports, supports before-and-after adjustment comparisons, and enables electronic report sharing.

**5.No Lift Modification Required:** The measurement units attach magnetically to the lift with no machining or structural modification required. Compatible with full-rise scissor lifts and four-post lifts.

## Parameters

| | |
|---|---|
| Total Toe Angle | ±40° |
| Camber Angle | ±15° |
| Caster Angle | ±20° |
| Steering Axis Inclination (SAI) | ±25° |
| Maximum Steering Angle | ±45° |
| Setback Angle | ±10° |

| | |
|---|---|
| Thrust Angle | ±10° |
| Wheelbase | 1940～4600 mm |
| Track Width | 1290～1900 mm |
| Wheel Rim Diameter (Four-Point Wheel Clamp) | 275～640 mm |
| Tire Diameter (Three-Point Tire Clamp) | 470～1100 mm |

## Product Composition



**Measuring unit**
(One for left / one for right)



**Four-point wheel hub clamp kit**



**ST13**



**Measuring Unit Bracket (2 pcs)**
**4 Points Clamp Bracket (4 pcs)**



**Brake Lock Device**
**Steering Wheel Lock**



**Measuring units and wheel clamps can be hung on the wall by means of a wall bracket for convenient storage and charging**



**Optional storage cart available for storing measurement units, wheel clamps, targets, and tablets, as well as charging the ST13 and Measuring unit**



Fast output of high-precision four-wheel alignment report



The wheel clamp axle comes with a scale,and the wheel clamp can be pre-adjusted according to the tire diameter.



Magnetic measuring unit, no installation required.



No installation, no debugging, ready to use,save service and time.



Compatible with large scissor lifts and four-post lifts.

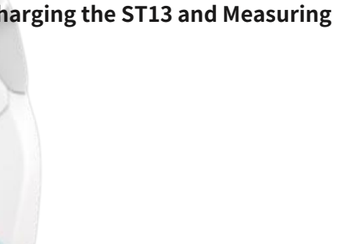

Wireless networking, connected to ST13 to display measurement process and results.



## WA613 V2.0 Measureing unit casing

| No. | Accessories | Quantity |
|---|---|---|
| 1 | Measuring unit | 1 |



## WA613 V2.0 Accessory

| No. | Accessories | Quantity |
|---|---|---|
| 1 | Wheel clamp case | 4 |
| 2 | Wheel-clamp hanger case | 4 |



## WA613 V2.0 Accessory

| No. | Accessories | Quantity |
|---|---|---|
| 1 | Wheel-clamp target | 4 |
| 2 | ST13 gift box | 1 |
| 3 | Measuring-unit hanger | 2 |

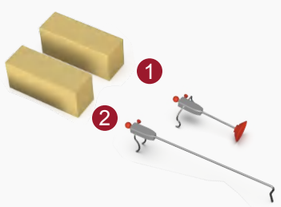

## WA613 V2.0 Auxiliary

| No. | Accessories | Quantity |
|---|---|---|
| 1 | Steering wheel lock | 1 |
| 2 | Brake Lock Device | 1 |



## WA613 V2.0 MT100 Carton (optional)

| No. | Accessories | Quantity |
|---|---|---|
| 1 | Mobile trolley | 1 |
| 2 | Power cable | 1 |
| 3 | Tablet power cable | 1 |



# WA613

## Magnetic Wireless 3D Wheel Aligner

WA613 is the industry's first magnetic wireless 3D wheel aligner, ready to use right out of the box with no assembly or calibration required.

**Instant experienc, ready to use out of the box, no assembly or calibation required**

**Providing more services and value in a smaler space**

**Lightweight design, smaller packaging and lower shipping costs**

**Proprietary patented product solution for more accurate measurements**



*Lift is shown only, lift is not included

## Functions

**1. Four-wheel alignment measurement:** Supports standard measurement and quick measurement and can measure key parameters such as toe, camber, caster, kingpin inclination, and thrust angle. Supports additional measurements such as wheelbase, wheel track, axle offset, wheel offset, diagonal, center offset, etc.

**2. Vehicle type database:** Covers the four-wheel alignment data of more than 50,000 models worldwide and supports user customization.

**3. Terminal wireless connection:** Measurement data is transmitted wirelessly, and the four-wheel alignment process is displayed when paired with the ST13 intelligent connection terminal.

**4. Test report:** Generate professional test reports, support data comparison before and after adjustment, and support report sharing.

**5. No need to modify the lift:** The calibration unit is directly magnetically attached to the lift, eliminating the need for any processing on the lift. It is suitable for large scissor lifts and four-post lifts.

## Parameters

| | | | |
|---|---|---|---|
| Total Toe Angle | ±40° | Thrust Angle | ±10° |
| Camber Angle | ±15° | Wheelbase | 1940～4600 mm |
| Caster Angle | ±20° | Track Width | 1290～1900 mm |
| Steering Axis Inclination (SAI) | ±25° | Wheel Rim Diameter (Four-Point Wheel Clamp) | 275～640 mm |
| Maximum Steering Angle | ±45° | Tire Diameter (Three-Point Tire Clamp) | 470～1100 mm |
| Setback Angle | ±10° | | |



## WA613 Measureing unit casing

| No. | Accessories | Quantity |
|---|---|---|
| 1 | Measuring unit | 2 |




## WA613 Accessory box

| No. | Accessories | Quantity |
|---|---|---|
| 1 | Clamp Target | 4 |
| 2 | 4 Points Clamp Bracket | 2 |
| 3 | ST13 Intelligent Link Terminal | 1 |
| 4 | Password Envelope | 1 |
| | Soft cloth | 1 |
| | Quick Reference Guide | 1 |
| | User Manual | 1 |
| | Packing list | 1 |

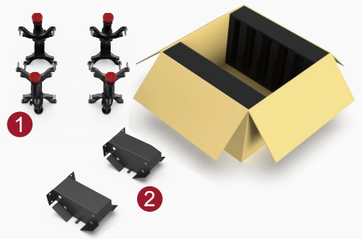

## WA613 four-point wheel clamp package

| No. | Accessories | Quantity |
|---|---|---|
| 1 | Four-point Wheel Hub Clamp | 4 |
| 2 | Four-point Clamp Bracket | 2 |

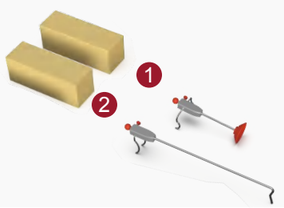

## WA613 Auxiliary toolbox

| No. | Accessories | Quantity |
|---|---|---|
| 1 | Steering wheel lock | 1 |
| 2 | Brake Lock Device | 1 |



## WA613 Auxiliary toolbox (optional)

| No. | Accessories | Quantity |
|---|---|---|
| 1 | Tire angle plate | 2 |
| 2 | Tire wedge | 2 |
| 3 | Tire transition block | 2 |



# WA613F

## Ground-based Wireless 3D Wheel Aligner

WA613F is a ground-based wireless 3D wheel aligner for car repair gutter, consisting of two ground-based measurement units, four wheel clamp targets, and a tablet terminal.

**Instant experience, ready to use out of the box**

**Measuring unit can be placed on the ground for measurement without installation**

**No beams and cabinets required, small footprint**



**Patented four-point hub wheel clamp, wheel clamp axle with scale**

## Functions

**1.Four-wheel alignment measurement:** It supports standard measurement and quick measurement and can measure eters such as toe, camber, caster, kingpin inclination, and thrust angle. Supports additional measurements such as wheelbase, wheel key paramtrack, axle offset, wheel offset, diagonal, center offset, etc.

**2. Database:** Supports positioning data of 50,000+ global vehicle models, and supports user-defined database.

**3. Terminal wireless connection:** Measurement data is transmitted wirelessly, and the four-wheel alignment process is displayed with the ST13 intelligent connection terminal.

**4. Test report:** Generate professional test reports, support data comparison before and after adjustment, and support report sharing.

**5. Perfect for car repair gutter:** Two measuring units can be placed on the ground for four-wheel alignment measurements, perfect for car repair gutter.

## Parameters

| | | | |
|---|---|---|---|
| Total Toe Angle | ±40° | Thrust Angle | ±10° |
| Camber Angle | ±15° | Wheelbase | 1940～4600 mm |
| Caster Angle | ±20° | Track Width | 1290～1900 mm |
| Steering Axis Inclination (SAI) | ±25° | Wheel Rim Diameter (Four-Point Wheel Clamp) | 275～640 mm |
| Maximum Steering Angle | ±45° | Tire Diameter (Three-Point Tire Clamp) | 470～1100 mm |
| Setback Angle | ±10° | | |

## Product Composition



**Measuring unit**

One for left / one for right



**Four-point wheel hub clamp kit**



**ST13**



**4 Points Clamp Bracket (2 pcs)**



**Brake Lock Device**
**Steering Wheel Lock**




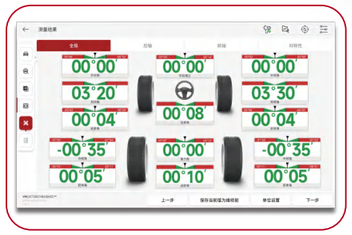

Fast output of high-precision four-wheel alignment report

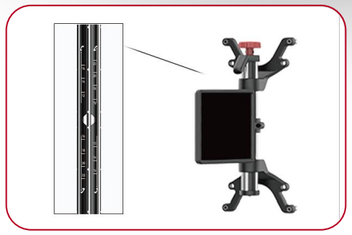

The wheel clamp axle comes with a scale,and the wheel clamp can be pre-adjusted according to the tire diameter.



Measuring unit can be placed on the ground for measurement without installation



No installation, no debugging, ready to use,save service and time.



Perfect for car repair gutter, Two measuring units can be placed on the ground for four-wheel alignment measurements



Wireless networking, connected to ST13 to display measurement process and results.




## WA613F Measureing unit casing

| No. | Accessories | Quantity |
|---|---|---|
| 1 | Measuring unit | 2 |




## WA613F Accessory box

| No. | Accessories | Quantity |
|---|---|---|
| 1 | Clamp Target | 4 |
| 2 | ST13 Tablet | 1 |
| 3 | Password seal | 1 |
| | Screen cleaning cloth | 1 |
| | Quick start guide | 1 |
| | Manual | 1 |
| | Packing list | 1 |

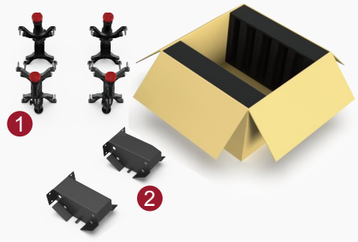


## WA613F four-point wheel clamp package

| No. | Accessories | Quantity |
|---|---|---|
| 1 | Four-point Wheel Hub Clamp | 4 |
| 2 | Four-point Clamp Bracket | 2 |

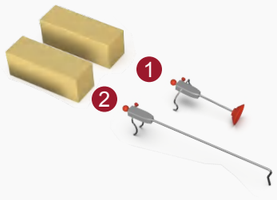


## WA613F Auxiliary toolbox

| No. | Accessories | Quantity |
|---|---|---|
| 1 | Steering wheel lock | 1 |
| 2 | Brake Lock Device | 1 |




## WA613F Accessory box

| No. | Accessories | Quantity |
|---|---|---|
| 1 | Tire angle plate | 2 |
| 2 | Tire wedge | 2 |
| 3 | Tire transition block | 2 |



# FollowBot 616

## Intelligent Follower Robot

The FollowBot 616 is an intelligent transport robot that precisely and automatically follows a designated target. It works alongside operators to transport materials, reducing physical workload and improving operational efficiency.

**Automatic Following Reduces Manual Handling and Unnecessay Back-and-Foth Trips**

**Fast Target Lock-On with Intelligent Obstacle Detection and Avoidance**

**Designed to Transpot Equipment, Tools, Tires, Workshop Consumables, and Other Sevice Materials**




## Functions

**1.Target Recognition and Following:** Identifies and locks onto the designated operator, then maintains continuous following as the operator moves.

**2.Automatic Direction Adjustment:** Automatically adjusts its direction of travel in response to changes in the operator's position and direction of movement.

**3. Obstacle Detection and Avoidance:** Detects obstacles ahead during operation and automatically adjusts its travel path to navigate around them.

**4. Workshop Material Transport:** The cargo platform accommodates equipment, tools, tires, workshop consumables, and other service materials for efficient transport between work bays.

**5. Equipment Expansion:** The embodied motion-control base and AI perception capabilities support future expansion into other application scenarios. The base supports the addition of different types of guardrails and storage racks (customizable).

## Parameters

| | | | |
|---|---|---|---|
| Max Load Capacity | 80kg | Max Speed | 4km/h |
| Cruising Range | 10km | Charging Time | 4~5h |
| Gap Crossing Width | 3cm | Bettery | 24V/10Ah |
| Obstacle Crossing | 2cm | Max Climbing Gradien | 15° |

Specific parameters are subject to actual measurements.

## STEP 1

Press to identify and lock the target




## STEP 2

Auto-follows the target for shot-distance material transfer



## STEP 3

Press pause to stop, then load or unload



## STEP 4

Park in the designated area and connect the charger.




**Intelligently identifies and continuously follows the target user, adapting smoothly to movement for effortless, hands-free mobility.**

**Precise Recognition**
Quickly locks onto the target and reliably detects the user's position.

**Smart Obstacle Avoidance**
Detects the surrounding environment in real time and navigates smoothly around common obstacles.

**Responsive Following**
Tracks the user's movement speed in real time for smooth, natural following.

**Accurate Direction Detection**
Detects changes in movement direction, easily adapting to turns and backward movement.






# TIT513

## Handheld Tire Tread Depth & TPMS Tool

The TIT513 is the industry's first handheld 2-in-1 tire tread depth and TPMS inspection tool. By combining two essential tire inspection functions in one tool, it eliminates the need for separate devices, streamlines the inspection workflow, and improves service efficiency.

**Industy-First Handheld 2-in-1 Tire Tread Depth & TPMS Inspection Tool**

**Tread Depth Measurement with 0.1 mm Resolution**

**TPMS Sensor Activation, Programming, Relearn, and Diagnostics**

**Vehicle Check-In Inspection and License Plate Recognition**




## Functions

**1.2-in-1 Tire Inspection:** After measuring tire tread depth, users can switch to TPMS inspection with one tap and automatically generate a comprehensive inspection report. Tread depth and TPMS inspections can also be performed independently.

**2. Tire Tread Depth Measurement:** Supports TPMS activation, programming, relearn, and diagnostics.

**3. TPMS Service:** Supports TPMS activation, programming, relearn, and diagnostics.

**4. Intelligent License Plate Recognition:** rovides a recognition accuracy of over 95% and supports self-learning. License plate information is automatically linked to inspection reports. Supports license plate recognition for 37 countries, including the United States, Germany, Italy, Russia, and Brazil.

**5. Inspection Reports:** Quickly generates tire tread depth, TPMS, combined tire tread depth and TPMS, and vehicle diagnostic reports.

**6. Report Sharing:** Inspection reports can be shared with vehicle owners via QR code or email.diagnostic reports.

## Parameters

| | |
|---|---|
| Tread Measurement Accuracy | 0.1 mm |
| Max Tread Measurement Width | 180 mm |
| TPMS Communication Frequency Band | 315 & 433 MHz |
| Measurement Camera | 2 MP |
| Document Camera | 8 MP |
| Operating System | Android 10 |
| CPU | MTK8365 |
| RAM | 2GB |

| | |
|---|---|
| Internal Storage | 32 GB |
| Display | 3.97-inch LCD touch screen, 480×800 resolution |
| Communication | Dual-band Wi-Fi (2.4GHz/5GHz) & Bluetooth |
| Battery | 7.4V / 3000mAh |
| Charging Input | DC 5V / 2A |
| Storage Temperature | -20~60°C |
| Operating Temperature | 0~45°C |
| Overall Dimensions | 106*268*104mm |







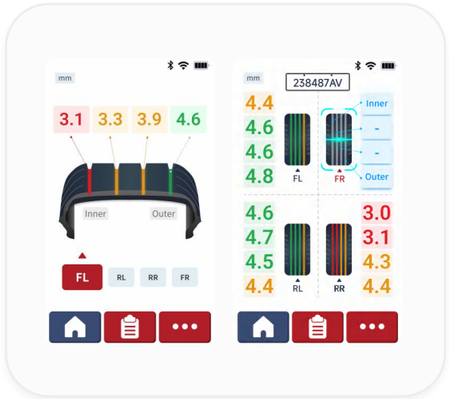


**Displays real-time tire tread measurement data and quickly generate inspection reports.**

**Displays real-time tire pressure measurements and quickly generates inspection reports.**

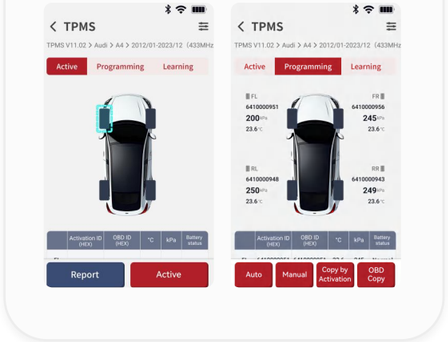




# TTM313

## Tire Tread Depth Examiner

TTM313 is a handheld tire tread detector that supports full tread and single groove measurements. With a measurement accuracy of 0.1mm, it can quickly and accurately obtain tire wear information and provide maintenance recommendations such as tire uneven wear, replacement, and four-wheel alignment.

**0.1mm measurement accuracy**

**Enty detection, license plate recognition**

**Full tread & single groove measurement, suitable for all kinds of tires**

**Provide data inteface to suppot uploading of detection data to customer sever**



## Functions

**1.Tread Depth Measurement:** Supports one-time measurement of the entire tread surface for a single tire, as well as single-groove detection—measuring the depth of an individual groove or the depth of small tread patterns.

**2. License Plate Intelligent Recognition:** Utilizes the EasyCheck Vehicle Service license plate recognition algorithm to intelligently identify license plate numbers. Currently supports license plates from the United States, Germany, Russia, Brazil, and Italy.

**3. Inspection Report:** Rapidly generates tire tread inspection reports displaying tread data, wear analysis, estimated braking distance, maintenance recommendations, and more. Share via QR code after connecting to Wi-Fi.

**4. Parameter Settings:** Supports configuration for 4/6 tire counts, tread depth standards, and measurement units.

**5. Device Calibration:** When paired with calibration blocks, users can calibrate measurement accuracy as needed.

**6. System Settings:** Supports Wi-Fi connectivity, language switching, screen brightness adjustment, auto-sleep mode, and software -

## Parameters

| | |
|---|---|
| Measurement accuracy | 0.1 mm |
| Maximum measured width | 180 mm |
| Measuring camera | 200W Pixels |
| Camera | 800W Pixels |
| CPU | Quad-core A35/1.3GHz |
| Charging input | DC 5V/2A |
| Storage temperature | -20~60°C |

| | |
|---|---|
| Memory | 2GB |
| Storage | 32GB |
| Screen | 3.97-inch, LCD touch screen resolution 480×800 |
| Battery | 5000mAh/3.7V |
| Communication methods | Wi-Fi (2.4GHz/5GHz dual-band),Bluetooth |
| Operating temperature | 0~45°C |







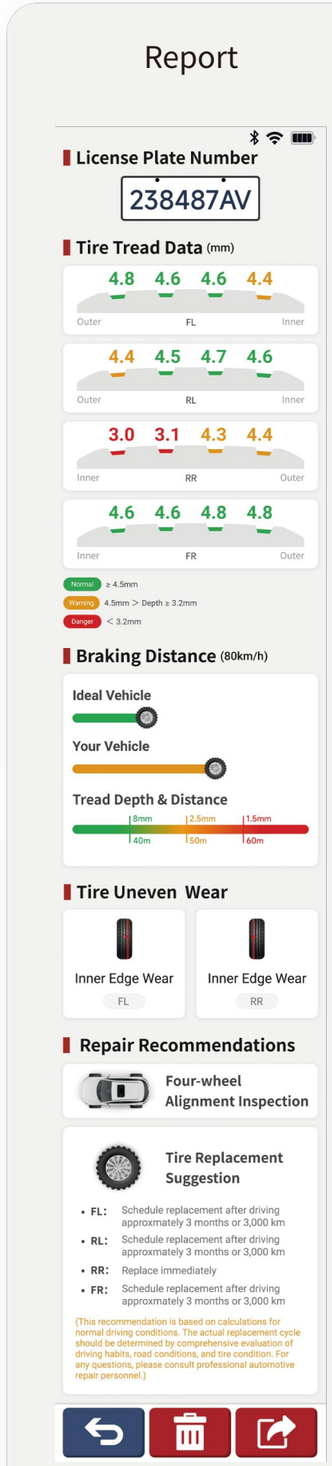

# TTM619F

## Earth-Hiding Tire Tread Depth Detection Equipment

TTM619F is an underground intelligent tire tread detection device for four-wheel passenger vehicles. It can quickly and accurately determine tire wear and provide maintenance recommendations such as uneven tire wear, replacement, and four-wheel alignment.

- **Enty inspection and license plate recognition**
- **0.1mm measurement accuracy**
- **Repot sharing: test results are shared with the car owner**
- **Provide data inteface to suppot uploading of detection data to customer sever**
- **Underground installation**






## Functions

**1. Tread depth measurement:** After the vehicle passes, the system automatically identifies the number of tire grooves and measures the groove depth.

**2. Intelligent License Plate Recognition:** With an accuracy rate exceeding 95% and support for autonomous learning, license plate information is automatically associated with detection reports; it supports the United States, Germany, Italy, Russia, Brazil and other countries, with more to come.

**3. Inspection report:** Quickly generate a tread inspection report that displays tread data, wear analysis, braking distance estimation, repair suggestions, and more, and supports report sharing.

**4. Report sharing:** The inspection report can be shared with the car owner via QR code or email.

**5. Parameter settings:** Support setting vehicle information, tread depth standard, store information, and backup data storage location.

**6. Air knife cleaning:** It can clean dust and impurities on the surface of the equipment window, obtain clearer and interference-free laser and image data, and improve detection accuracy.

**7. Multi-terminal interconnection:** Can be used with a computer or with multiple devices such as ST13/P13/P01 to display measurement results and save reports simultaneously.

## Parameters

| | | | |
|---|---|---|---|
| Measurement accuracy | 0.1 mm | Operating voltage | DC 12V |
| Measuring width | 450mm(max) | Communication method | Bluetooth, USB, Wi-Fi |
| By vehicle speed | 4~15km/h | Waterproof grade | IPX5 |
| Maximum load | 4T | Operating temperature | -10~45°C |
| Vehicle wheelbase range | 1360~1720mm | Operating humidity | 20%~85% |
| Working power supply | AC 100~240V 50/60Hz | Overall size | 2136mm×681mm×84mm |



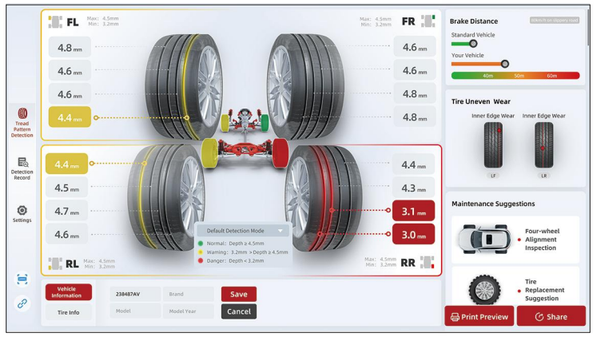


### Supports Multi-Terminal Display

Connects to tablet devices or computer terminals via Bluetooth, allowing viewing of historical inspection records and detailed reports.

### Professional Inspection Report

Generate tire tread inspection reports in 4 seconds, determine tire wear, braking distance, and other conditions based on inspection data, and provide tire maintenance, replacement, and four-wheel alignment recommendations








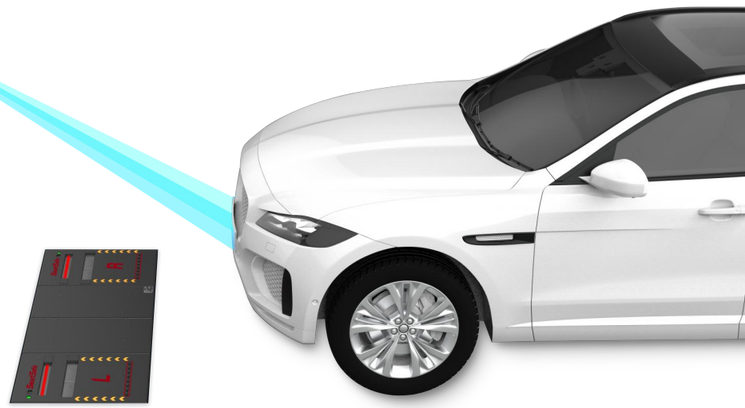





Auto Dealership



Vehicle Inspection Station



Auto Repair Shop



Auto Fleet

# WA861 PRO

## Earth-Hiding Tire Tread Depth Detection Equipment

WA861 PRO is a mobile device that uses 3D imaging technology and intelligent adaptive tracking system to accurately collect four-wheel positioning data of vehicles.

- **Beam automatic tracking system**
- **5 Million pixel industrial camera**
- **50,000+ Vehicle model database**
- **8-12cm rolling compensation**

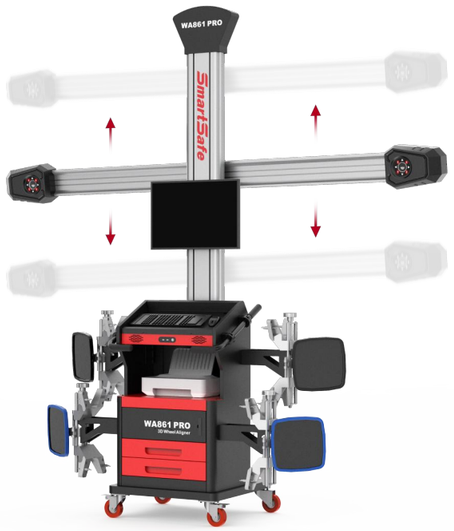


## Functions

**1. Four-wheel alignment measurement:** It supports standard measurement and quick measurement and can measure key parameters such as toe, camber, caster, kingpin inclination, and thrust angle. Supports additional measurements such as whee base, wheel track, axle offset, wheel offset, diagonal, center offset, etc.

**2.Intelligent self-adaptive tracking system:** Automatically track the target, and adjust the height of the beam adaptively according to the height of the target.

**3. Database:** Supports positioning data of 50,000+ global vehicle models, and supports user-defined database.

**4. Test report:** Support measurement report saving and printing.

**5. Compatible with multiple platforms:** Suitable for four-post lifts, large scissors lifts, small scissors lifts, two-post lifts and trenches.

**6. Multi-station sharing:** The whole machine is moveable, which is convenient for multi-station sharing.

**7. Dual-screen display:** Support dual-screen display at the same time, an optional secondary screen is required.

## Parameters

| | | | |
|---|---|---|---|
| Display Accuracy | 1'/0.01/0.1mm | Kingpin Inclination | ±6' |
| Toe | ±2' | Trust Angle | ±2' |
| Camber | ±2' | Wheel Track | ±2mm |
| Caster | ±4' | Wheel Base | ±2mm |



# WA861

## 3D Wheel Aligner

WA861 is a classic mobile device that uses 3D imaging technology to accurately collect four-wheel positioning data of vehicles.

- **Multi-Station sharing**
- **High-Deinition industrial camera**
- **50,000+ Vehicle model database**
- **10-15cm Rolling compensation**




## Functions

**1. Four-wheel alignment measurement:** It supports standard measurement and quick measurement and can measure key parameters such as toe, camber, caster, kingpin inclination, and thrust angle. Supports additional measurements such as whee base, wheeltrack, axle offset, wheel offset, diagonal, center offset, etc.

**2. Database:** Supports positioning data of 50,000+ global vehicle models, and supports user-defined database.

**3. Test report:** Support measurement report saving and printing.

**4. Compatible with multiple platforms:** Suitable for four-post lifts, large scissors lifts and trenches.

**5. Multi-station sharing:** The whole machine is moveable, which is convenient for multi-station sharing.

**6. Dual-screen display:** Support dual-screen display at the same time, an optional secondary screen is required.

## Parameters

| | | | |
|---|---|---|---|
| Display Accuracy | 1'/0.01/0.1mm | Kingpin Inclination | ±6' |
| Toe | ±2' | Trust Angle | ±2' |
| Camber | ±2' | Wheel Track | ±2mm |
| Caster | ±4' | Wheel Base | ±2mm |

# WA861 LITE

## 3D Wheel Aligner

WA861 LITE is a classic stationary device that uses 3D imaging technology to accurately collect four-wheel positioning data of vehicles.

- **Beam manual height adjustment**
- **High-Deinition industrial camera**
- **50,000+ Vehicle model database**
- **10-15cm Rolling compensation**




### Functions

**1.Four-wheel alignment measurement:** It supports standard measurement and quick measurement and can measure key parameters such as toe, camber, caster, kingpin inclination, and thrust angle. Supports additional measurements such as whee base, wheel track, axle offset, wheel offset, diagonal, center offset, etc.

**2. Database:** Supports positioning data of 50,000+ global vehicle models, and supports user-defined database.

**3. Test report:** Support measurement report saving and printing.

**4. Compatible with multiple platforms:** Suitable for four-post lifts, large scissors lifts and trenches.

**5. Dual-screen display:** Support dual-screen display at the same time, an optional secondary screen is required.

### Parameters

| | |
|---|---|
| Display Accuracy | 1'/0.01/0.1mm |
| Toe | ±2' |
| Camber | ±2' |
| Caster | ±4' |

| | |
|---|---|
| Kingpin Inclination | ±6' |
| Trust Angle | ±2' |
| Wheel Track | ±2mm |
| Wheel Base | ±2mm |



# WAA613 V2.0

## ADAS Calibration Equipment with Wheel Alignment

The WAA613 V2.0 is an intelligent calibration system that integrates ADAS calibration and wheel alignment. By replacing conventional physical targets with digital targets, it provides a more convenient, intuitive, and space-efficient calibration solution.

- **Integrated ADAS Calibration and Wheel Alignment for a More Consistent, Streamlined Calibration Process**
- **75-Inch Smart Display with ST13 Wireless Screen Casting and Intelligent Digital Target Display for Intuitive, Space-Saving Calibration**
- **Upgraded Leveling Mechanism and Push-Handle Design for Improved Ergonomics and Operating Comfot**
- **ADAS Calibration Coverage for Over 95% of ADAS-Equipped Vehicle Models, Plus Wheel Alignment Data for More Than 50,000 Vehicle Models**




### Functions

**1. Intelligent ADAS Calibration:** Supports automatic switching between digital targets, reducing the installation and storage requirements associated with conventional physical targets.

**2. Wheel Alignment Measurement:** Supports both standard and quick measurement modes and measures key alignment parameters, including toe, camber, caster, thrust angle, wheelbase, and track width.

**3. Laser Measurement:** Uses laser measurement to collect centering, parallelism, and calibration bar height data.

**4. Smart Terminal Connectivity:** Supports wireless screen casting from the ST13 smart terminal to the 75-inch display,

**5. Vehicle Database:** Covers data for over 95% of ADAS-equipped vehicle models. Users can search by vehicle model, model year, and other vehicle information to automatically retrieve the corresponding calibration specifications.

**6. Professional Reports:** Automatically generates wheel alignment inspection and ADAS calibration reports, with support for electronic sharing and digital archiving.

### Parameters

| | |
|---|---|
| Crossbeam Center Height Adjustment Range (from Ground) | 348 mm～830 mm |
| Column Fore/Aft Fine Adjustment Range Operating System | −50 mm～+50 mm |
| Crossbeam Left/Right Fine Adjustment Range | −50 mm～+50 mm |
| Crossbeam Angle Fine Adjustment Range | ±3° |
| Pitch Angle Adjustment Range | ±3° |
| Roll Angle Adjustment Range | ±4° |
| Thrust Angle | ±10° |

| | |
|---|---|
| Total Toe Angle | ±40° |
| Camber Angle | ±15° |
| Caster Angle | ±20° |
| Steering Axis Inclination (SAI) | ±25° |
| Maximum Steering Angle | ±45° |
| Setback Angle | ±10° |
| Wheel Rim Diameter (Four-Point Wheel Clamp) | 275～640 mm |
| Tire Diameter (Three-Point Tire Clamp) | 470～1100 mm |
| Screen Size | 75 inches |

# ADAS Calibration

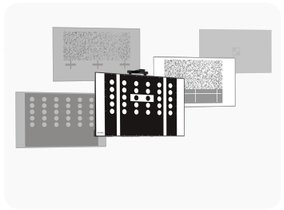

Electronic argetsch on Deman






Bluetooth automatic data transmission with real-time adjustment prompts

# Wheel Alignment








# WAA613

## ADAS Calibration Equipment with Wheel Alignment

WAA613 is the world's first all-in-one device that deeply integrates wireless 3D wheel alignment with ADAS intelligent calibration.  It features a 75-inch large screen that digitally displays the target and wheel alignment information, comprehensively improving maintenance efficiency and accuracy.

- **Seamless integration of wheel alignment and ADAS calibration**
- **Large-screen digital target, dual-screen shared display, intuitive calibration, and space-saving**
- **Bluetooth laser distance measurement, automatic data acquisition**

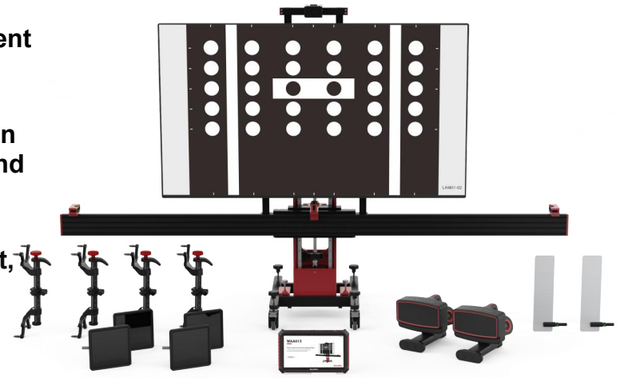

## Functions

**1.Wheel alignment measurement:** Supports standard and quick measurement modes, measures key parameters such as toe-in, camber, caster, kingpin inclination, thrust angle, supports additional measurements including wheelbase, track width, axle offset, wheel offset, diagonal, and center offset.

**2. ADAS intelligent calibration:** Digital targets switch automatically, no physical target installation or storage required.

**3. Centering, parallelism, and height adjustment:** Laser automatically aligns centering and parallelism, beam height automatically detected and adjusted, supports manual/electric lifting, bubble level assists in leveling.

**4. Intelligent terminal integration:** ST13 smart connection terminal wirelessly projects to 75-inch large screen, real-time display of measurement and calibration process.

**5. Vehicle database:** Covers wheel alignment data for over 50,000 global models, supports user customization, supports calibration for over 95% of vehicles equipped with ADAS systems worldwide, continuously updated.

**6. Test Report:** Generates professional test reports, supports data comparison before and after adjustment, and supports report sharing.

## Parameters

| | |
|---|---|
| Crossbeam Center Height Adjustment Range (from Ground) | 348 mm～830 mm |
| Column Fore/Aft Fine Adjustment Range Operating System | −50 mm～+50 mm |
| Crossbeam Left/Right Fine Adjustment Range | −50 mm～+50 mm |
| Crossbeam Angle Fine Adjustment Range | ±3° |
| Pitch Angle Adjustment Range | ±3° |
| Roll Angle Adjustment Range | ±4° |
| Thrust Angle | ±10° |

| | |
|---|---|
| Total Toe Angle | ±40° |
| Camber Angle | ±15° |
| Caster Angle | ±20° |
| Steering Axis Inclination (SAI) | ±25° |
| Maximum Steering Angle | ±45° |
| Setback Angle | ±10° |
| Wheel Rim Diameter (Four-Point Wheel Clamp) | 275～640 mm |
| Tire Diameter (Three-Point Tire Clamp) | 470～1100 mm |
| Screen Size | 75 inches |



# ADAS PRO+ V3

## Passenger Vehicle ADAS Calibration Equipment

PRO+V3 is an intelligent ADAS calibration equipment. It replaces traditional physical targets with digital targets to simplify target-switching and calibration operations, delivering a more convenient and efficient calibration solution for users.

- **75-Inch Smart Display with ST13 Wireless Screen Casting and Intelligent Digital Target Display for Intuitive, Space-Saving Calibration**
- **Upgraded Leveling Mechanism and Push-Handle Design for Improved Ergonomics and Operating Comfot**
- **ADAS Calibration Coverage for Over 95% of ADAS-Equipped Vehicle Models**




## Functions

**1.  Intelligent ADAS Calibration:** Supports automatic switching of digital targets, eliminating the installation and storage of physical targets.

**2.  Laser-aided Data Measurement:** Adopts laser acquisition for centering, parallel positioning and cross-beam height data.

**3.  Smart Terminal Connection:** Enables wireless screen-casting from the ST13 terminal to the 75-inch large screen for real-time display of ADAS calibration measurement data.

**4.  Vehicle Database:** Covers data of 95% of mainstream vehicle models. It automatically matches corresponding calibration parameters by vehicle model, model year and other information.

**5.Professional Inspection Report:** Automatically generates inspection and calibration reports, supporting electronic sharing and file archiving.

## Parameters

| | |
|---|---|
| Equipment Dimensions | 3080 × 893 × 1685-2167 mm |
| Crossbeam Center Height Adjustment Range (from Ground) | 348 mm～830 mm |
| Column Fore/Aft Fine Adjustment Range | −50 mm～+50 mm |
| Crossbeam Left/Right Fine Adjustment Range | −50 mm～+50 mm |
| Crossbeam Angle Fine Adjustment Range | ±3° |
| Pitch Angle Adjustment Range | ±3° |
| Roll Angle Adjustment Range | ±4° |

**Display Parameters**

| | |
|---|---|
| Display Definition | 2160p |
| Screen Size | 75 inches |
| Aspect Ratio | 16:9 |
| Resolution | 3840 × 2160 |
| Operating System | Android |
| Network Connection | Wi-Fi |
| Memory | 1.5G + 8G |

## Front Camera Electronic Targets



LAM01-01
Mercedes



LAM01-02
VW



LAM01-06-1
Toyota



LAM01-06-2
Toyota



LAM01-06-3
Toyota



LAM01-06-4
Toyota



LAM01-07-L/R
Nissan

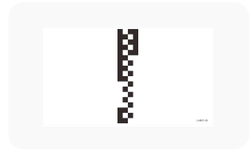

LAM01-09
Hyundai/Kia



LAM01-10
Mazda



LAM01-11
Romeo/Geely



LAM01-12-L/R
Nissan/Renault



LAM01-15
Subaru



LAM01-16-L/R
Mazda



LAM01-17
Honda



LAM01-18-L/R
Suzuki



LAM01-19-L/R
Mitsubishi



LAM01-21
Subaru



LAM01-23-L/R
Sprinter



LAM01-18-L/R
Suzuki



LAM01-19-L/R
Mitsubishi



LAM01-25
Suzuki



LAM01-30-L/R
Daihatsu



LAM01-32-L/R
Maserati



LAM01-35
Leapmotor



LAM01-36
Tesla



# ADAS PRO+ V2

## Passenger Vehicle ADAS Calibration Equipment

PRO+ V2 is a professional-grade passenger vehicle ADAS calibration device that displays the front camera target through an electronic screen.

---

**Equipped with high-deinition LCD screen and digital front camera targets**

**Centering and parallel can be completed in one minute**

**Laser ranging positioning, millimeter-level calibration accuracy**

**Compatible with ADAS series targets**



## Functions

**1. Target digitalization:**Supports more than 30 front camera targets.

**2. Equipment fine-tuning:** Supports fine-tuning of front-to-back and left-to-right angles.

**3. Equipment lifting:** Supports manual and electric lifting modes, and the laser rangefinder located height.

**4.Centring and parallelism:** The laser rangefinder is used to achieve parallel positioning of the equipment and the vehicle, and the line laser is used to achieve center positioning of the equipment and the vehicle.

**5. Level adjustment:** Observe the level bubble and adjust the base knob to achieve level adjustment of the equipment.

## Accessories



Wheel Clamp Assembly



Distance Measurement Target



Center-mouneed Laser

## Front Camera Electronic Targets

The electronic target is consistent with Pro+ V3.

# ADAS PRO+

## Passenger Vehicle ADAS Calibration Equipment

ADAS PRO+ is an industry-leading professional ADAS system calibration equipment for passenger vehicles, which can provide professional ADAS calibration solutions for auto manufacturers, large auto repair shops and auto glass shops.

- **Align parallel in one minute**
- **Distance measurement and positioning by laser**
- **Millimeter-level calibration accuracy**
- **Compatible with ADAS series targets**




## Functions

**1. Multi-System Calibration:** Supports calibration for six major systems including LDW/ACC/AVM/NVS/BSD/RCW.

**2.Multi-Vehicle Model Calibration:** Supports ADAS system calibration for over 90 vehicle brands in Europe, Americas, Asia, and China, with over 90 target models.

**3. Device Fine-Tuning:** Supports fine-tuning in terms of front-back, left-right, and angles.

**4. Device Elevation:** Supports both manual and electric elevation methods, using a laser rangefinder for height positioning.

**5. Parallel Alignment:** Achieves parallel positioning between the device and the vehicle using a laser rangefinder, and center alignment using a line laser.

**6. Level Adjustment:** Observe the bubble level, adjust the base knob, and achieve device leveling.

## Accessories

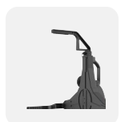
Wheel Clamp Assembly


Distance Measurement Target


Center-mouneed Laser



# ADAS LITE

## Passenger Vehicle ADAS Calibration Equipment

ADAS LITE is an economical ADAS system calibration equipment for passenger vehicles, which can provide professional ADAS calibration solutions for auto glass shops, auto repair shops, mobile dealers and on-site auto repair service providers.

- **Innovative alignment solution**
- **Lightweight and simple structure**
- **High Cost-efectiveness**
- **Compatible with ADAS series targets**



## Functions

**1. Multi-System Calibration:** Supports calibration for six major systems including LDW/ACC/AVM/NVS/BSD/RCW.

**2.Multi-Vehicle Model Calibration:** Supports ADAS system calibration for over 90 vehicle brands in Europe, Americas, Asia, and China, with over 90 target models.

**3. Device Folding:** Supports beam folding.

**4. Device Elevation:** Supports manual elevation adjustment, using a laser rangefinder for height positioning.

**5. Parallel Alignment:** Achieves device parallel alignment using auxiliary accessories like alignment assist lines.

**6. Level Adjustment:** Observe the bubble level, adjust the base knob, and achieve device leveling.

## Accessories



Cross-line Laser Level



Positioning Bracket


Rangefinder



Tape Measure

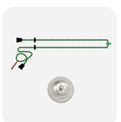
Centring Parallel Auxiliary Line Kit


Crosshair Alignment Sticker

# ADAS ECO

## Passenger Vehicle ADAS Calibration Equipment

ADAS ECO is an economical ADAS system calibration device for passenger cars, which can provide professional ADAS calibration solutions for auto glass shops, repair shops, and mobile repair service providers.

- **Cost-efectiveness**
- **Minimalist design, easy installation**
- **Millimeter-level calibration accuracy**
- **Compatible with ADAS series targets**



## Functions

**1. Multi-System Calibration:** Supports calibration for six major systems including LDW/ACC/AVM/NVS/BSD/RCW.

**2.Multi-Vehicle Model Calibration:** Supports ADAS system calibration for over 90 vehicle brands in Europe, America, Asia, and China, and over 90 targets.

**3. Equipment lifting:** Supports manual lifting, and the main frame scale can accurately locate the height of the target.

**4. Centring and parallelism:** The centering and parallel positioning of the equipment is completed through auxiliary accessories such as five-line laser instruments.

**5. Quick positioning and horizontal adjustment:** The base positioning mark and horizontal adjustment knob make it easy to quickly find the equipment positioning point and level the equipment.

## Accessories



| LAM09-01 | LAM09-03 | LAM09-04 | LAM09-05 | LAM09-06 | | |
|---|---|---|---|---|---|---|
| Five-line Laser Level | Laser Reflective Plate | Auxiliary Mirror | Positioning Bracket | Plumb Bob | Tape Measure | Crosshair Alignment Sticker |



# ADAS RADAR 3IN1

## Passenger Vehicle ADAS Radar Calibration Toolkit

ADAS RADAR 3IN1 is a ADAS radar system calibration kit for passenger vehicles, which can meet the calibration requirements of adaptive cruise system, blind spot monitoring system, lane change assist system and front corner radar system.

- **Suppots calibration for multiple radar systems**
- **No need for ADAS equipment main frame**
- **Provides detailed visual tutorials**
- **Pre-and-post calibration repots**



## Functions

**ACC**
Adaptive Cruise Control

**BSM**
Blind Spot Monitoring

**LCA**
Lane Change Assist

**FCR**
Front Corner Radar

| Target | Calibration System | Vehicle Coverage |
|---|---|---|
|  LAM05-02 **ACC Radar Target** | ACC(Adaptive Cruise Control) | Mercedes-Benz, BMW, Audi, Volkswagen, Porsche, SKODA, Seat, Romeo, MINI, Bentley, Rolls-Royce, Maserati, FIAT, Jeep, Nissan, Mitsubishi, Suzuki, Infiniti, Hyundai, Kia, BYD, GEELY, CHERY, etc. |
|  LAC05-03 **Corner Reflector** | ACC(Adaptive Cruise<br>BSM (Blind Spot Monitoring) | Toyota, Lexus, Honda, Acura<br>Mazda, Subaru, Mitsubishi, Hyundai, etc. |
|  LAC05-04 **Doppler Simulator** | LCA(Lane Change Assist)<br>ECR(Eront Corner Radar) | Volkswagen.Audi.SKODA, Seat,Mazda,etc. |

## Cases




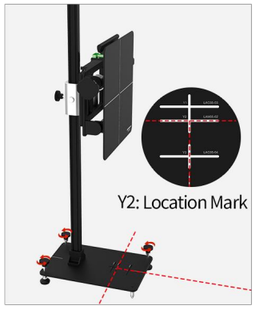







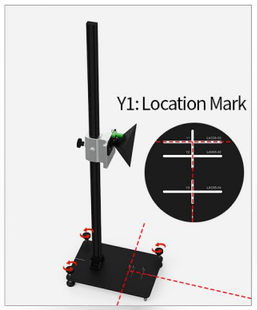












## Accessories



Mounting adaptor


Five-line Laser Device



Laser Reflector



Auxiliary Mirror



Plumb Line



Positioning Bracket



Tape-10m



# IMMO G5

## Immobilizer Programmer

IMMO G5 is a car anti-theft matching tool that integrates key matching and ECU cloning functions, providing a one-stop solution for smart key generation, anti-theft system matching and ECU data reading and writing.

**Highly integrated**

**High-speed reading and writing**

**Wide brand coverage**

**Lightweight Design**




## Functions

**1. Highly integrated:** SInnovative hardware design integrates multiple PCB boards into one and eliminates cumbersome external MCU accessories, making the device more compact and more stable.

**2. High speed and high efficiency:** The newly added USB port and IO chip significantly improve the data transmission speed and port driving capability, resulting in faster operation response and higher processing efficiency.

**3.Comprehensive functions:** Deeply integrates the two core functions of key matching and ECU cloning, supports a wide range of brands and models, and covers in-depth scenarios.

**4. Lightweight design:** The side edges of the shell are integrated with injection-molded soft pads, which are comfortable to hold, non-slip and shock-absorbing, and the plug-in and unplug interfaces are more convenient, taking into account both aesthetics and practicality.

## Parameters

| | |
|---|---|
| Interface | DB26, DB15 |
| Input voltage | DC12V |
| Input current | 500mA |

| | |
|---|---|
| Working temperature | 0-50°C |
| Storage temperature | -20-70°C |

# AC719+

## A/C Service Station

An intelligent system integrating automotive A/C diagnostics with conventional A/C service functions for in-depth system inspection and maintenance.

- **Supports 70,000+ AC database**
- **Supports A/C diagnostics, including Tesla A/C diagnosis and sevice**
- **Supports large-capacity A/C system sevicing for heavy-duty vehicles**
- **Supports A/C pressure Monitoring and adjustment for system condition analysis**




## Functions

**1. A/C Diagnostics and Pressure Adjustment:** Diagnoses A/C systems in internal combustion engine vehicles, electric and hybrid vehicles, and buses, while measuring and adjusting system pressure.

**2. Pressure Testing and Adjustment:** Tests the operating pressure on the high- and low-pressure sides of the vehicle's A/C system. When abnormal pressure is detected, the system pressure can be adjusted in real time through refrigerant charging and recovery.

**3. Refrigerant Recovery:** Recovers used refrigerant from the vehicle A/C system for proper handling and reuse.

**4. A/C System Flushing:** Removes contaminants from the A/C system as part of the service process.

**5. Vacuum Evacuation:** Evacuates the A/C system to remove air and moisture from the lines, preparing the system for refrigerant charging.

**6. Leak Detection:** Monitors pressure changes to detect the sealing integrity of the A/C system, helping identify potential leaks before refrigerant and compressor oil charging.

**7. Oil and UV Dye Injection:** Supports PAG oil, POE oil, and UV dye injection.

**8. Refrigerant Charging:** Charges refrigerant into the A/C system according to preset parameters.

## Parameters

| | |
|---|---|
| Applicable Refrigerant | R134a or R1234yf |
| Refrigerant Recovery Rate | ⩾95% |
| Compressor Power | 1/2 HP |
| Vacuum Pump Flow Rate | ⩾128 L/min (220V, 50Hz)<br>⩾142 L/min (110V, 60Hz) |
| Filter Drier Processing Capacity | 120 kg |
| Electronic Scale Accuracy (Main Tank, Oil Bottle) | ±10 g |
| Refrigerant Tank Capacity | 22 kg |
| New Oil Bottle Capacity | ＞250 ml |

| | |
|---|---|
| Used Oil Bottle Capacity | ＞500 ml |
| Supported Oil Type | PAG+POE+UV |
| Pressure Detection Accuracy | ±0.5% FS |
| Power Supply | AC110V / AC220V 50/60Hz |
| Operating Temperature | 10 ~ 50°C |
| Operating Humidity | <85% |
| Operating Atmospheric Pressure | 86 kPa ~ 106 kPa |
| Display | 10.1" Touchscreen |






## AC719+ Supports Commercial Vehicle Air Conditioner Maintenance







**Optional A/C System Diagnostic Communication Access**
**Kit connects to the vehicle A/C system to collect operating data for system diagnosis.**




**Optional R1234yf refrigerant kit enables R1234yf service by replacing the corresponding fittings.**




Automotive Air Conditioner Diagnosis






Built-in AC database supports automatic matching of vehicle parameters.

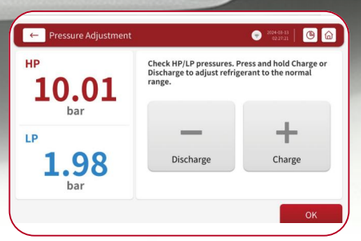


Supports A/C system pressure adjustment to help assess operating conditions.

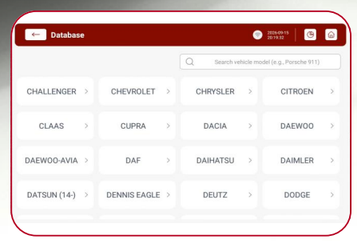


Built-in AC database supports automatic matching of vehicle parameters.



Supports PAG and POE oil charging for different vehicle applications.



Supports UV leak detection to help locate A/C system leaks.



Android-based system with touchscreen operation and online updates.

# AC719

## A/C Service Station

A professional A/C service station designed to meet conventional automotive air-conditioning service needs.

- **Suppots 70,000+ A/C database entries**
- **Suppots complete A/C sevice**
- **Suppots online and USB updates for easier maintenance**
- **Enhanced tank capacity, vacuum peformance, and compressor capability for high-frequency A/C sevicing**




## Functions

**1. Refrigerant Recovery:** Recovers used refrigerant from the vehicle A/C system for proper handling and reuse.

**2. A/C System Flushing:** Removes contaminants from the A/C system as part of the service process.

**3. Vacuum Evacuation and Leak Test:** Removes air and moisture from the system and checks its sealing integrity.

**4. New Oil Injection:** Injects new oil according to A/C service requirements.

**5. Refrigerant Charging:** Charges refrigerant into the A/C system according to preset parameters.

## Parameters

| | |
|---|---|
| Applicable Refrigerant | R134a or R1234yf |
| Refrigerant Recovery Rate | ⩾95% |
| Compressor Power | 1/2 HP |
| Vacuum Pump Flow Rate | ⩾100 L/min（220V, 50Hz）<br>⩾113 L/min（110V, 60Hz） |
| Filter Drier Processing Capacity | 120 kg |
| Electronic Scale Accuracy (Main Tank, Oil Bottle) | ±10 g |
| Refrigerant Tank Capacity | 22 kg |
| New Oil Bottle Capacity | ＞250 ml |

| | |
|---|---|
| Used Oil Bottle Capacity | ＞500 ml |
| Supported Oil Type | PAG/POE |
| Pressure Detection Accuracy | ±0.5% FS |
| Power Supply | AC110V / AC220V 50/60Hz |
| Operating Temperature | 10 ~ 50°C |
| Operating Humidity | <85% |
| Operating Atmospheric Pressure | 86 kPa ~ 106 kPa |
| Display | 7" LCD (Buttons) |



# AC519+

## A/C Service Station

The first two-in-one refrigerant device for automotive air conditioning diagnosis and maintenance, providing comprehensive maintenance of the air conditioning system in one device.

- **Suitable for R134a or R1234yf**
- **Suppots separation of PAG/POE (insulated) refrigeration oil bottles and filling them separately**
- **Suppots detection of tablet interconnection operations**
- **Suppots more than 50,000 AC database selections, and automatic acquisition of vehicle refrigerant speciications**




## Functions

**1. Refrigerant Recovery:** Recovers used refrigerant from the vehicle A/C system for proper handling and reuse.

**2. A/C System Flushing:** Removes contaminants from the A/C system as part of the service process.

**3. Vacuum Evacuation and Leak Test:** Removes air and moisture from the system and checks its sealing integrity.

**4. New Oil Injection:** Injects new oil according to A/C service requirements.

**5. Refrigerant Charging:** Charges refrigerant into the A/C system according to preset parameters.

**6. Automatic mode:** According to the set parameters, it automatically performs operations such as cleaning, recycling, vacuuming, filling refrigeration oil, and filling refrigerant.

**7. Database:** Equipped with a car refrigerant model database, it supports database calls without manual settings.

## Parameters

| | |
|---|---|
| Applicable Refrigerant | R134a or R1234yf |
| Refrigerant Recovery Rate | ⩾95% |
| Compressor Power | 1/2 HP |
| Vacuum Pump Flow Rate | ⩾128 L/min（220V, 50Hz）<br>⩾142 L/min（110V, 60Hz） |
| Filter Drier Processing Capacity | 120 kg |
| Electronic Scale Accuracy (Main Tank, Oil Bottle) | ±10 g |
| Refrigerant Tank Capacity | 22 kg |
| New Oil Bottle Capacity | ＞250 ml |

| | |
|---|---|
| Used Oil Bottle Capacity | ＞500 ml |
| Supported Oil Type | PAG+POE+UV |
| Pressure Detection Accuracy | ±0.5% FS |
| Power Supply | AC110V / AC220V 50/60Hz |
| Operating Temperature | 10 ~ 50°C |
| Operating Humidity | <85% |
| Operating Atmospheric Pressure | 86 kPa ~ 106 kPa |
| Display | 10.1" Touchscreen |

**The new patented pipeline logic design and scientifically integrated oil and gas separation module bring more efficient and stable working conditions.**

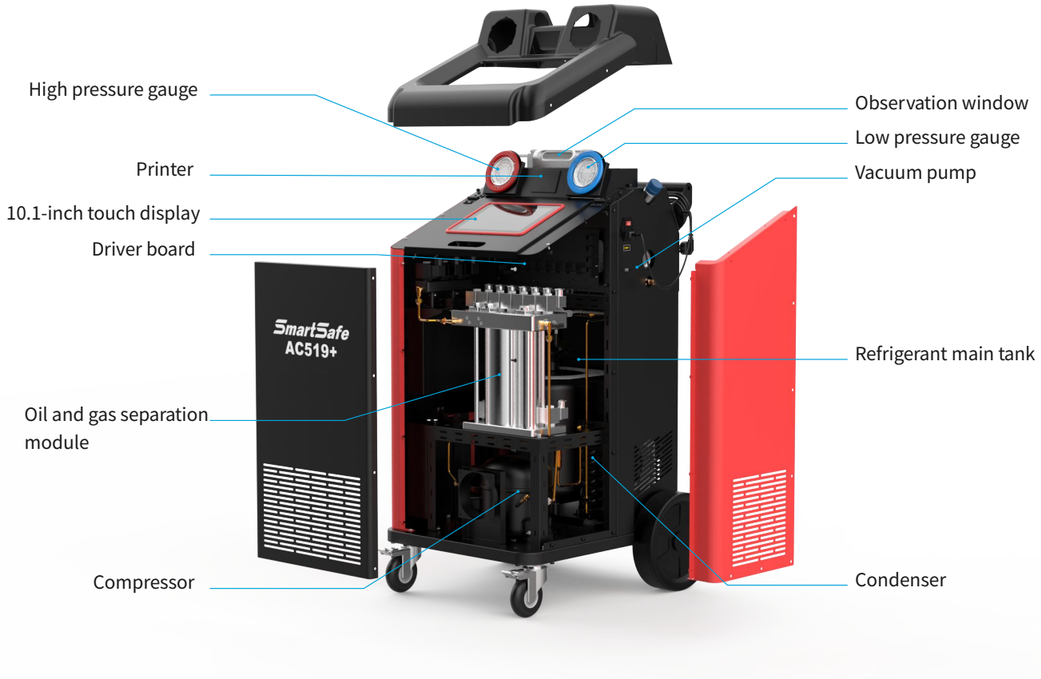


# AC519

## A/C Service Station

Fully automatic intelligent automobile air-conditioning maintenance equipment integrates disassembly-free cleaning, refrigerant recovery and filling, and vacuuming functions. It can quickly collect used refrigerant, efficiently clean pipes, and accurately add new retrigerant, completing the process in one go.




- **Applicable to R134a or R1234yf**
- **Supports more than 50,000 database selections and automatically obtains vehicle refrigerant specifications (filling amount, refrigerant type)**
- **No need for disassembly and maintenance, saving time and effort, and reducing parts loss**
- **Fully automatic control, precise filling**

## Functions

**1. Refrigerant Recovery:** Recovers used refrigerant from the vehicle A/C system for proper handling and reuse.

**2. A/C System Flushing:** Removes contaminants from the A/C system as part of the service process.

**3. Vacuum Evacuation and Leak Test:** Removes air and moisture from the system and checks its sealing integrity.

**4. New Oil Injection:** Injects new oil according to A/C service requirements.

**5. Refrigerant Charging:** Charges refrigerant into the A/C system according to preset parameters.

## Parameters

| | |
|---|---|
| Applicable Refrigerant | R134a or R1234yf |
| Refrigerant Recovery Rate | ⩾95% |
| Compressor Power | 3/8 HP |
| Vacuum Pump Flow Rate | ⩾51 L/min (220V, 50Hz)<br>⩾57 L/min (110V, 60Hz) |
| Filter Drier Processing Capacity | 60 kg |
| Electronic Scale Accuracy (Main Tank, Oil Bottle) | ±10 g |
| Refrigerant Tank Capacity | 12 kg |
| New Oil Bottle Capacity | ＞250 ml |
| Used Oil Bottle Capacity | ＞500 ml |
| Supported Oil Type | PAG/POE |
| Pressure Detection Accuracy | ±0.5% FS |
| Power Supply | AC110V / AC220V 50/60Hz |
| Operating Temperature | 10 ~ 50°C |
| Operating Humidity | <85% |
| Operating Atmospheric Pressure | 86 kPa ~ 106 kPa |
| Display | 7" LCD (Buttons) |

# AC519L

## A/C Service Station

A cost-effective A/C service station designed to meet conventional automotive air-conditioning service needs.

- **Suppots 70,000+ A/C database entries, covering mainstream ICE and HEV/PHEV models**
- **Suppots essential A/C sevice functions, including recovey, lushing, vacuum, and charging, with A/C lushing and self-cleaning functions**
- **Suppots online and USB updates for reduced maintenance costs**




## Functions

**1. Refrigerant Recovery:** Recovers used refrigerant from the vehicle A/C system and purifies it for reuse.

**2.A/C System Flushing:** Flushes A/C lines to remove oil residue and contaminants, supporting effective oil replacement, system lubrication, and cooling performance.

**3.Vacuum Evacuation:** Removes air and moisture from the A/C system before refrigerant charging.

**4. New Oil Injection:**Injects the required quantity of new oil using electronic-scale control to support proper compressor lubrication.

**5.Refrigerant Charging:** Charges refrigerant according to vehicle data or preset parameters. Supports low-side, high-side, and combined low-/high-side charging modes.

## Parameters

| | |
|---|---|
| Applicable Refrigerant | R134a or R1234yf |
| Refrigerant Recovery Rate | ⩾95% |
| Compressor Power | 1/2 HP |
| Vacuum Pump Flow Rate | ⩾51 L/min (220V, 50Hz)<br>⩾57 L/min (110V, 60Hz) |
| Filter Drier Processing Capacity | 60 kg |
| Electronic Scale Accuracy (Main Tank, Oil Bottle) | ±10 g |
| Refrigerant Tank Capacity | 12 kg |
| New Oil Bottle Capacity | ＞250 ml |

| | |
|---|---|
| Used Oil Bottle Capacity | ＞500 ml |
| Supported Oil Type | PAG/POE |
| Pressure Detection Accuracy | - |
| Power Supply | AC110V / AC220V 50/60Hz |
| Operating Temperature | 10 ~ 50°C |
| Operating Humidity | <85% |
| Operating Atmospheric Pressure | 86 kPa ~ 106 kPa |
| Display | 7" LCD (Buttons) |



# ATF601+ V2.0

## Auto Transmission Cleaner and Fluid Exchanger

A professional ATF service machine designed for a wide range of vehicle transmission maintenance needs.

- **Built-In Fluid Exchange Database Covering More Than 100,000 Vehicle Applications**
- **More Than 200 Dedicated Adapters Available as Options**
- **Automatic Fluid Line Detection with Transmission Flushing and Equal Fluid Exchange**
- **Precision New-Fluid Heating for More Stable Fluid Exchange**




## Functions

**1. Old Fluid Sampling:** Extracts a sample of the used transmission fluid for condition inspection.

**2.Transmission Flushing:** Circulates cleaning fluid through the transmission fluid circuit to help remove deposits and contaminants.

**3. New Fluid Preheating:** Heats new transmission fluid to the preset temperature.

**4. Transmission Fluid Exchange:** Automatically exchanges used fluid for new fluid.

**5. Transmission Fluid Level Adjustment:** Adjusts the fluid quantity according to the requirements of the selected vehicle application.

**6. Machine Draining:** Drains residual fluid from the machine.

## Parameters

| | |
|---|---|
| Operating Temperature | -10～50°C |
| Relative Humidity | ＜90% |
| Power Supply | AC110V/AC220V， 50/60Hz |
| Maximum Power | 3500W (220V, with Heating) |
| Oil Exchange Method | Equal Exchange |
| Equivalent Exchange Error | ±100ml |
| Average Exchange Speed | 2 L/min |
| Oil Tank Capacity | 18L×2 |

| | |
|---|---|
| Temperature Control Heating Function | Supported |
| Pressure Gauge | 0~200psi |
| Oil Inlet/Outlet Hose | 2.5m |
| Oil Drain Hose | 1.2m |
| Filter Precision | 5μm |
| Filter Life | ≈1 Year (Once Daily) |
| Display | 7" LCD |
| Noise Level | ＜70dB |

# ATF601+

## Auto Transmission Cleaner and Fluid Exchanger

Professional transmission cleaning and oil change machine, integrated with new oil preheating function, which can completely extract used oil and accurately add new oil. A single machine can handle the entire process, professional and reliable.

- **Automatic Circulation Cleaning**
- **Preheating of New Oil**
- **Convenient Used Oil Sampling**
- **Precise Equal-Volume Oil Change**
- **Oil Suction with Adjustable Volume**




## Functions

**1. Used oil sampling:** Automatically collects used oil from the transmission.

**2. Transmission oil level adjustment:** Customizes oil level adjustments, refilling or draining the set transmission oil amount.

**3. Transmission oil replacement:** Automatically identifies transmission inlet and outlet ports, enabling equal-volume replacement of automatic transmission oil.

**4. Transmission oil circulation cleaning:** Cleaning agent can be added to perform cyclic cleaning of the automatic transmission.

**5. Draining used and new oil from equipment:** t can automatically drain the transmission oil in the new and used oil barrels of the equipment.

**6. Vehicle model data customization:** Supports custom addition of common automatic transmission maintenance vehicle model data.

**7. Print:** Supports printing of equipment execution results and customizable repair shop information.

**8. Remote control:** Supports connection with Android tablets to remotely control device operation.

## Parameters

| | |
|---|---|
| Operating Temperature | -10～50°C |
| Relative Humidity | ＜90% |
| Power Supply | AC110V/AC220V， 50/60Hz |
| Maximum Power | 3500W (220V, with Heating) |
| Oil Exchange Method | Equal Exchange |
| Equivalent Exchange Error | ±100ml |
| Average Exchange Speed | 2 L/min |
| Oil Tank Capacity | 20L×2 |

| | |
|---|---|
| Temperature Control Heating Function | Supported |
| Pressure Gauge | 0~200psi |
| Oil Inlet/Outlet Hose | 2.5m |
| Oil Drain Hose | 1.2m |
| Filter Precision | 5μm |
| Filter Life | ≈1 Year (Once Daily) |
| Display | 7" LCD |
| Noise Level | ＜70dB |



# ATF601

## Auto Transmission Cleaner and Fluid Exchanger

ATF601 is an intelligent equipment that utilizes the pressure difference between the internal pressure of an automatic transmission gearbox and the pressure of the equipment pump during the operation of a car engine to perform cleaning and oil changing for the automatic transmission.

- **Automatic Circulation Cleaning**
- **Precision equal Amount oil change**
- **Quantitative oil adjustment**
- **Quantitative oil adjustment**




## Functions

**1. Used Oil Sampling Function:** Automatically collects used oil from the transmission.

**2. Transmission Oil Level Adjustment:** Customizes oil level adjustments, refilling or draining the set transmission oil amount.

**3.Transmission Oil Replacement:** Automatically identifies transmission inlet and outlet ports, enabling equal-volume replacement of transmission oil.

**4. Transmission Oil Circulation Cleaning:** Allows the addition of cleaning agents for circulating cleaning of the automatic transmission.

**5. New and Used Oil Drain:** Automatically drains transmission oil from new and used oil barrels in the equipment.

**6. Custom Vehicle Data:** Supports the custom addition of maintenance data for commonly used automatic transmission models.

**7. Printing:** Supports printing of equipment execution results, with customizable repair shop information.

**8. Remote Control:** Supports connection to an Android tablet for remote control of equipment operation.

## Parameters

| | |
|---|---|
| Operating Temperature | -10～50°C |
| Relative Humidity | ＜90% |
| Power Supply | AC110V/AC220V， 50/60Hz |
| Maximum Power | 150W |
| Oil Exchange Method | Equal Exchange |
| Equivalent Exchange Error | ±100ml |
| Average Exchange Speed | 2 L/min |
| Oil Tank Capacity | 20L×2 |

| | |
|---|---|
| Temperature Control Heating Function | - |
| Pressure Gauge | 0~150psi |
| Oil Inlet/Outlet Hose | 2.5m |
| Oil Drain Hose | 1.2m |
| Filter Precision | 5μm |
| Filter Life | ≈1 Year (Once Daily) |
| Display | 5” LCD |
| Noise Level | ＜70dB |

# ATF501

## Auto Transmission Cleaner and Fluid Exchanger

ATF501 is an equipment that utilizes the pressure difference between the internal pressure of an automatic transmission gearbox during the operation of a car engine and the pressure of the equipment pump to perform cleaning and oil changing for the automatic transmission.

- **Automatic Circulation Cleaning**
- **Precision equal Amount oil change**
- **Quantitative oil quantity adjustment**
- **Automatic recognition of oil inlet and outlet direction**



## Functions

**1. Transmission Oil Level Adjustment:** Customizes oil level adjustments, refilling or draining the set amount of transmission oil.

**2. Transmission Oil Replacement:** Automatically identifies transmission inlet and outlet ports, enabling equal-volume replacement of automatic transmission oil.

**3. Transmission Oil Circulation Cleaning:** Allows the addition of cleaning agents for circulating cleaning of the automatic transmission.

**4. New and Used Oil Drain:** Automatically drains automatic transmission oil from new and used oil barrels in the equipment.

**5. Custom Vehicle Data:** Supports the custom addition of maintenance data for commonly used automatic transmission models.

**6. Printing:** Supports printing of equipment execution results, with customizable repair shop information.

## Parameters

| | | | |
|---|---|---|---|
| Operating Temperature | -10～50°C | Temperature Control Heating Function | - |
| Relative Humidity | ＜90% | Pressure Gauge | 0～150psi |
| Power Supply | AC110V/60Hz or AC220V/50Hz | Oil Inlet/Outlet Hose | 2.5m |
| Maximum Power | 150W | Oil Drain Hose | 1.2m |
| Oil Exchange Method | Equal Exchange | Filter Precision | 5μm |
| Equivalent Exchange Error | ±100ml | Filter Life | ≈1 Year (Once Daily) |
| Average Exchange Speed | 2 L/min | Display | 5” LCD |
| Oil Tank Capacity | 20L×2 | Noise Level | ＜70dB |



## ATF Series Standard Adapter (Compatible with ATF601+ V2.0 / ATF601+ / ATF601 / 501)

| Images | Part Number | Compatible Vehicle Models |
|---|---|---|
|  | A01 | General type (TOYOTA, MITSUBISHI SPACE WAGON GLXI) LEXUS ES300, HONDA and NISSAN car type |
|  | .8 | |
|  | .10 | General type (TOYOTA, MITSUBISHI SPACE WAGON HONDA and NISSAN GLXI) LEXUS ES300 |
|  | .12 | |
|  | A03A | One group CADILLAC, BMW 750 AT type 4HP-22 4HP-24 A421,MITSUBISHI V6,3000 |
|  | A03B | One group CADILLAC, BMW 750 AT type 4HP-22 4HP-24 A42 |
|  | A05A | EUROPEAN Eg: New VECTRA, PASSAT |
|  | A05B | |
|  | A06A | CHRYSLER GRAND VOYAGER, CHRYSLER 300 |
|  | A06B | |
|  | A07A | EUROPEAN New VECTRA |
|  | A07B | |
|  | A08A | GENERAL MOTORS LINCOLN, CADILLAC |
|  | A08B | |
|  | A10A | FORD, eg: VOLVO, FORD CHRYSLER: DAIMLER-BENZ |
|  | A10B | |
|  | A11A | FORD LINCOLN, VOLVO |

| Images | Part Number | Compatible Vehicle Models |
|---|---|---|
|  | A11B | FORD LINCOLN, VOLVO |
|  | A12A | FORD |
|  | A12B | FORD CADILLAC |
|  | A13A | GENERAL MOTORS CHRYSLER |
|  | A13B | |
|  | A14A | FORD, VOLVO |
|  | A14B | |
|  | A15A | CHRYSLER Benxc200,s325i GENERAL MOTORS |
|  | A15B | |
|  | A16A | EUROPEAN |
|  | A16B | |
|  | A17A | |
|  | A17B | EUROPEAN |
|  | A20A | FORD |
|  | A20B | |
|  | A43 | |
|  | A44 | |

Note: Adapters with empty "Compatible Vehicle Models" in the above table are universal adapters that can be used on multiple vehicle models.

# CNC605+ V2.0

## GDI/PIEZO Fuel Injector Cleaner & Tester

A professional cleaner and tester for PIEZO, GDI, and EFI fuel injectors.

- **Compatible with Multiple Injector Types (EFI, SPI, SFI, GDI, and PIEZO)**
- **One-Touch Resistance Measurement for Multiple Injectors**
- **Poweful ultrasonic cleaning**
- **Testing Under Multiple Simulated Engine Operating Conditions**




## Functions

**1.Resistance Measurement:** Simultaneously measures the internal resistance of up to six fuel injectors, allowing circuit condition to be assessed using resistance values and injector-to-injector comparisons.

**2. Ultrasonic Cleaning:** Cleans multiple fuel injectors simultaneously using ultrasonic energy to remove deposits.

**3.Spray Uniformity and Atomization Test:** Checks the delivery uniformity of each injector while the backlit viewing area provides a clear view of the spray pattern and atomization.

**4. Leak Test:** Checks injector sealing performance and detects leakage under system pressure.

**5. Injection Volume Test:** Measures the volume delivered by each injector during a 20-second continuous injection cycle.

**6.Automatic Test Mode:** Tests injector performance under multiple simulated engine operating conditions using preset parameters.

**7. On-Car Injector Cleaning:** Supports injector cleaning on the vehicle using a range of adapters for different vehicle applications, without removing the injectors.

## Parameters

| | |
|---|---|
| Machine power | 500W |
| Fuel tank capacity | 2.5L |
| Ultrasonic cleaning machine power | 100W |
| Working pressure | 0.1~9bar |
| Pulse width | 0.1~25ms(step length: 0.1ms) |
| Voltage input | AC110V/AC220V 50Hz/60Hz |

| | |
|---|---|
| Simulation speed range | 100–9,900 rpm; step: 100 rpm |
| External Magnetic Field Strength | <400 A/m |
| Resistance test range | 0~250 KΩ |
| Ambient temperature | 0°C~45°C |
| Relative humidity | <85% RH |



# CNC605 V2.0

## EFI/GDI Fuel Injector Cleaner & Tester

A professional cleaner and tester for EFI and GDI fuel injectors. It simulates multiple engine operating conditions for effective injector cleaning and accurate performance testing.

- **Compatible with Multiple Injector Types (EFI, SPI, SFI, and GDI)**
- **High-Precision Low-Resistance Measurement**
- **Poweful ultrasonic cleaning**
- **Testing Under Multiple Simulated Engine Operating Conditions**




## Functions

**1. Resistance Measurement:** Simultaneously measures the internal resistance of up to six fuel injectors, allowing circuit condition to be assessed using resistance values and injector-to-injector comparisons.

**2. Ultrasonic Cleaning:** Cleans multiple fuel injectors simultaneously using ultrasonic energy to remove deposits.

**3.Spray Uniformity and Atomization Test:**Checks the delivery uniformity of each injector while the backlit viewing area provides a clear view of the spray pattern and atomization.

**4. Leak Test:** Checks injector sealing performance and detects leakage under system pressure.

**5. Injection Volume Test:** Measures the volume delivered by each injector during a 20-second continuous injection cycle.

**6.Automatic Test Mode:** Tests injector performance under multiple simulated engine operating conditions using preset parameters.

**7. On-Car Injector Cleaning:** Supports injector cleaning on the vehicle using a range of adapters for different vehicle applications, without removing the injectors.

## Parameters

| | |
|---|---|
| Machine power | 500W |
| Fuel tank capacity | 2.5L |
| Ultrasonic cleaning machine power | 100W |
| Working pressure | 0.1~9bar |
| Pulse width | 0.1~25ms(step length: 0.1ms) |
| Voltage input | AC110V/AC220V 50Hz/60Hz |

| | |
|---|---|
| Simulation speed range | 100–9,900 rpm; step: 100 rpm |
| External Magnetic Field Strength | <400 A/m |
| Resistance test range | 0~50 Ω |
| Ambient temperature | -10°C ~ +45°C |
| Relative humidity | <85% RH |

## CNC605+ V2.0 Accessories




## CNC605 V2.0 Accessories

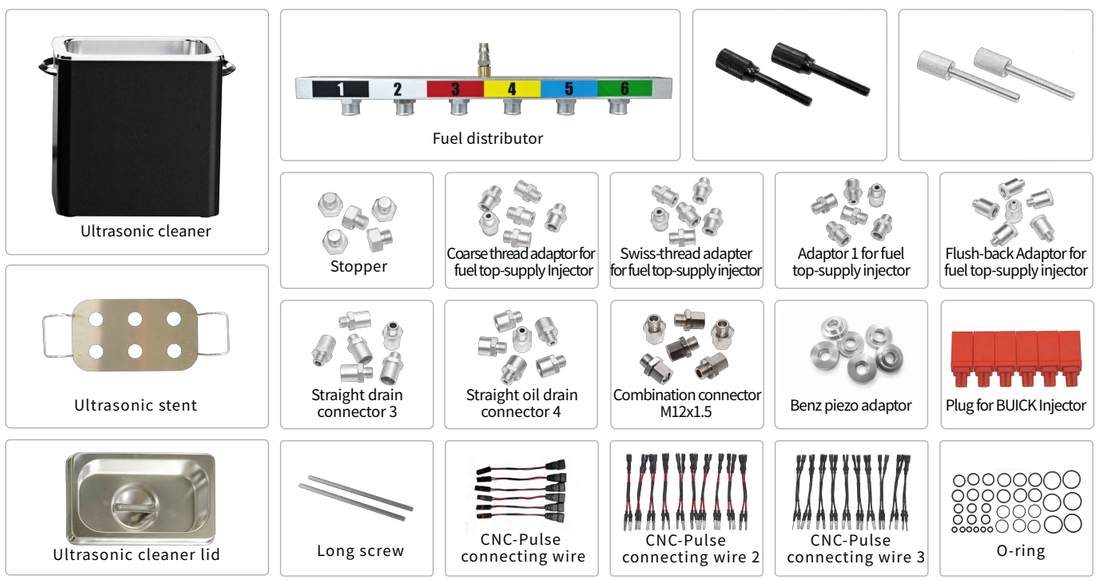




# CNC603

## Injector Cleaner & Tester

CNC603 is a fully automatic automotive fuel injector cleaning and testing equipment that can simulate engine operating conditions to simultaneously clean and test up to 6 fuel injectors.

- **Automatic oil drain control**
- **Suitable for multiple injectors**
- **Deep ultrasonic cleaning**
- **Simulated operating condition testing**



## Functions

**1. Ultrasonic Cleaning:** Capable of simultaneously ultrasonic cleaning multiple injectors, effectively removing carbon buildup.

**2. Uniformity/Spray Testing Function:** Detects the uniformity of fuel injection quantity for each injector and allows comprehensive observation of the injector spray pattern using background lighting.

**3. Sealing Test Function:** Tests the sealing and leakage of injectors under system pressure.

**4. Fuel Injection Quantity Detection Function:** Measures the fuel injection quantity of injectors under a constant 15-second injection condition.

**5. Automatic Cleaning and Testing Function:** Under specific working parameters, realistically simulates injector testing under various conditions.

**6. Reverse Flush Function:** For the uniformity/spray testing item, performs a reverse flush using a reverse flush adapter to remove internal injector contaminants and residues attached to the filter screen.

**7. Non-Dismantle Cleaning Function:** Equipped with various non-dismantle cleaning adapters, allowing non-dismantle cleaning and maintenance for multiple vehicle models.

## Parameters

| | |
|---|---|
| Power Supply | AC110V/AC220V 50Hz/60Hz |
| Main Engine Power | 300W |
| Ultrasonic Cleaning Power | 100W |
| Revolutions Per Minute | 10~9990rpm Step length 10rpm |
| Pulse Width | 0.5~25ms Step length 0.1ms |
| Timer Range | 1~10min |
| Tank Capacity | 3L |
| Size | 396×380×446mm |

# CNC603 LITE

## Injector Cleaner & Tester

CNC603 LITE is a semi-automatic automotive fuel injector cleaning and testing equipment that can simulate engine operating conditions to simultaneously clean and test up to 6 fuel injectors.

- **One-key manual oil discharge**
- **Suitable for multiple injectors**
- **Deep ultrasonic cleaning**
- **Simulated operating condition testing**




## Functions

**1. Ultrasonic Cleaning:** Capable of simultaneously ultrasonic cleaning multiple injectors, effectively removing carbon buildup.

**2.Uniformity/Spray Testing Function:** Detects the uniformity of fuel injection quantity for each injector and allows comprehensive observation of the injector spray pattern using background lighting.

**3. Sealing Test Function:** Tests the sealing and leakage of injectors under system pressure.

**4.Fuel Injection Quantity Detection Function:** Measures the fuel injection quantity of injectors under a constant 15-second injection condition.

**5. Automatic Cleaning and Testing Function:** Under specific working parameters, realistically simulates injector testing under various conditions.

**6. Reverse Flush Function:** For the uniformity/spray testing item, performs a reverse flush using a reverse flush adapter to remove internal injector contaminants and residues attached to the filter screen.

**7. Non-Dismantle Cleaning Function:** Equipped with various non-dismantle cleaning adapters, allowing non-dismantle cleaning and maintenance for multiple vehicle models.

## Parameters

| | |
|---|---|
| Power Supply | AC110V/AC220V 50Hz/60Hz |
| Main Engine Power | 240W |
| Ultrasonic Cleaning Power | 50W |
| Revolutions Per Minute | 10~9990rpm Step length 10rpm |

| | |
|---|---|
| Pulse Width | 0.5~25ms Step length 0.1ms |
| Timer Range | 1~10min |
| Tank Capacity | 2L |
| Size | 352×305×345mm |



## CNC603 Accessories


Ultrasonic cleaner


Fuel distributor


Compression screw


Knurled nut


Stopper


Coarse thread adaptor for fuel top-supply Injector


swiss thread adaptor-for fuel top-supply inlector


Adaptor 1 for fuel top-supply injector


Flush-back Adaptor for fuel top-supply injector


Ultrasonic stent


CNC-Pulse connecting wire 1


CNC-Pulse connecting wire 2


O-ring

## CNC603 LITE Accessories


Ultrasonic cleaner


Fuel distributor


Compression screw


Knurled nut


Stopper


Coarse thread adaptor for fuel top-supply Injector


swiss thread adaptor-for fuel top-supply inlector


Adaptor 1 for fuel top-supply injector


Flush-back Adaptor for fuel top-supply injector


Ultrasonic stent


CNC-Pulse connecting wire 1


CNC-Pulse connecting wire 2


O-ring


Funnel

# EP865 V2.0

## Battery Pack Charge & Discharge Equipment

The EP865 is an integrated charging, discharging, and testing system designed for traction battery pack service and maintenance. It supports high-power charging and discharging for both complete vehicles and standalone battery packs, incorporates comprehensive safety protection, and is suitable for full-pack service operations.

- **Suppots 4,500+ BMS protocols, covering mainstream models such as Tesla, Toyota, and Volkswagen**
- **Suppots B2B/B2V operating modes**
- **Suppots constant current charging and discharging, capacity detection and SOC/ SOH evaluation**
- **Enables On-Vehicle Battey Charging and Discharging without Battey Pack Removal**




## Functions

**1. Wide voltage and current range:** Supports 150–1,000 V with a maximum current output of 100 A, covering mainstream traction battery service applications.

**2. Full-Pack Charge/Discharge Testing:** Integrates charging, discharging, and SOC/SOH testing in one system for a wide range of battery pack applications.

**3.On-Vehicle Charge/Discharge without Pack Removal:** Connects directly to the vehicle through a standard EV charging connector, enabling charging, discharging, and testing without removing the battery pack.

**4.Energy-Efficient Charge/Discharge:** Supports B2B and B2V modes, enabling energy transfer and reuse to reduce energy waste.

**5. BMS Data Acquisition:** Reads SOC, voltage, current, temperature, cell status, and other parameters to support cell protection and battery health assessment.

**6. Extensive BMS Protocol Support:** Includes battery pack diagnostic software with more than 4,500 BMS protocols, covering mainstream models from Tesla, Toyota, Volkswagen, and other brands.

**7. Multiple Safety Protection Mechanisms:** Combines hardware and software protection, including reverse-polarity, overtemperature, short-circuit, leakage, phase-loss, overvoltage, undervoltage, overcurrent, and tilt protection, helping protect both the operator and the equipment during service.

**8. Graphical Data Display:** Displays real-time voltage, current, trend curves, and cell status for intuitive analysis.

**9. Full-Process Data Logging and Upgrade Support:** Supports full-process logging, data export, and OTA updates for traceability and continuous system optimization.

## Parameters

| | | | |
|---|---|---|---|
| Charging voltage | 150V ~ 1000V | Charge and discharge power | 30kW MAX |
| Discharge voltage | 200V ~ 865V | Input | AC 220V/380V 50/60 Hz |
| Voltage measurement accuracy | ±0.1% F.S | Display mode | 10-inch touch screen 1280×800 |
| Current measurement accuracy | ±0.5% F.S | Storage | 32G |
| Charge and discharge current | 100A MAX | Data communications | CAN / RS485 / Wi-Fi / Bluetooth |
| Security protection | Reverse polarity protection, high temperature warning protection, short circuit protection, leakage protection, phase loss protection, overvoltage protection, undervoltage protection, overcurrent protection, overtemperature protection, tilt protection | | |



## EP865 V2.0 Accessories

Voltage Sensing & Output Cable



BMS Communication Cable



Fast Charging Gun (Standard Configuration Only)



Jumper Cable (Jump-7)



GB/T to CCS2 Adapter (Standard Configuration Only)



Power cord (380V/220V)

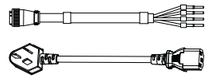

WiFi / BT USB Adaptor



## BCI Battery Communication Toolkit

Adapter Cables (9 types)



BCI Communication Box



HFT Diagnostic Connector Test Main Line



Power Adapter (12V5A)

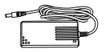

Power cord



Jumper Cable (Jump-8)



## BCI Battery Communication Toolkit

BYD E5 TL-100R



XPeng P7 TL-106R



ROEWE EI6 TL-113Y



BYD QIN PRO EV TL-126R



BYD TANG DM TL-101R



XPeng G3 TL-107R



ROEWE EI5 TL-114Y



BYD D1 TL-127R



BYD HAN EV TL-102R



Geely Emgrand EV450 TL-108Y



Hyundai Elantra TL-115B



GAC GE3 TL-130R



BAIC EU TL-103B



NETA V TL-109Y



BAIC EU5 R500 TL-116B



GAC AION S Plus TL-143R



WM EX5 400 TL-104Y



DongFeng Aeolus E70 TL-110B



CHERY eQ1 TL-119Y



Tesla 4 in 1 Test Cable



Wuling Hongguang Mini TL-105R



DongFeng Venucia D60 TL-112B



Tesla Model 3 TL-124B



## B2V Energy-Saving Charge and Discharge



The battery pack directly supplies power to the entire vehicle, enabling flexible energy replenishment while reusing discharged energy






Compatible with BCI communication boxes, enabling real-time collection of BMS data to enhance cell protection and status assessment




**EP865 V2.0**
**One Device, Multiple Functions, Full-Scenario Coverage: Supports vehicle charging, B2V, B2B, and battery pack testing with high energy efficiency.**

## B2B Energy Transfer Charge and Discharge

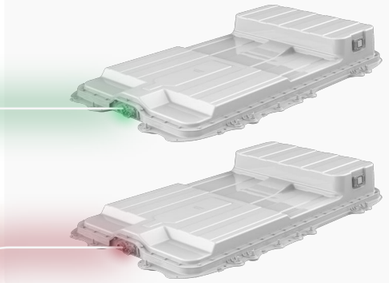

Transferring power from one battery pack to another prevents energy waste and supports secondary utilization

## Full-Pack Charge/Discharge

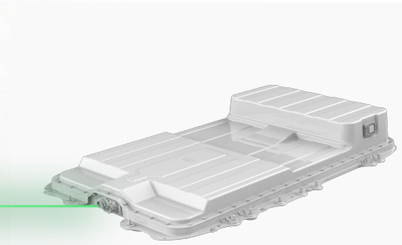

Efficiently performs full-pack charge/discharge cycles, suitable for various scenarios including pack factory testing and repair shops

# EP865

## EV Battery Pack Charge & Discharge Equipment

The EP865 is a device designed for power battery pack maintenance. It supports fast charging and discharging of the entire vehicle or  battery pack, has comprehensive safety protection, and is suitable for whole-pack maintenance operations.

- **Suppots 4500+ BMS protocols, covering mainstreammodels such as Tesla, Toyota, and Volkswagen**
- **Suppot B2B/B2V multi-working modes**
- **Suppots constant current charging and discharging, capacity detection and SOC/ SOH evaluation**
- **Suppots national standard GB/T 27930 and European standard ISO 15118 fast charging protocols**



## Functions

**1. Wide voltage and current range:** Supports 150–1,000 V with a maximum current output of 100 A, covering mainstream traction battery service applications.

**2. Whole pack charge and discharge test:** Integrates charging, discharging, and capacity testing to cover a variety of battery pack application scenarios.

**3.Energy-saving charging and discharging:** Supports B2B (battery to battery) and B2V (battery to vehicle) working modes, and energy is recovered without waste.

**4.Direct connection with a fast charging gun:** Supports charging the entire vehicle through a national standard fast charging gun, suitable for maintenance, inspection and emergency scenarios.

**5. BMS Data Acquisition:** Supports reading parameters such as SOC, voltage, current, temperature, and cell status for cell protection and battery health assessment.

**6. Supports a wide range of BMS protocols:** Built-in battery pack diagnostic software and a library of over 4,500 BMS protocols, covering mainstream models such as Tesla, Toyota, and Volkswagen.

**7. Multiple safety protection mechanisms:** With comprehensive software and hardware protection design, it supports reverse polarity protection, high temperature warning protection, short circuit protection, leakage protection, phase loss protection, overvoltage protection, undervoltage protection, overcurrent protection, overtemperature protection, and tilt protection, effectively ensuring the safety of the human-machine system during operation.

**8. Graphical Data Display:** Real-time display of voltage, current, curves and cell status for intuitive analysis.

**9.Full-process data recording and upgrade support:** Supports full-process recording, data export and OTA remote upgrades to facilitate data traceability and continuous system optimization.

## Parameters

| | | | |
|---|---|---|---|
| Charging voltage | 150V ~ 1000V | Charge and discharge power | 30kW MAX |
| Discharge voltage | 200V ~ 865V | Input | AC 220V/380V  50/60 Hz |
| Voltage measurement accuracy | ±0.1% F.S | Display mode | 10-inch touch screen 1280×800 |
| Current measurement accuracy | ±0.5% F.S | Storage | 32G |
| Charge and discharge current | 100A MAX | Data communications | CAN / RS485 / Wi-Fi / Bluetooth |
| Security protection | Reverse polarity protection, high temperature warning protection, short circuit protection, leakage protection, phase loss protection, overvoltage protection, undervoltage protection, overcurrent protection, overtemperature protection, tilt protection | | |



## EP865 V2.0 Accessories




## BCI Battery Communication Toolkit

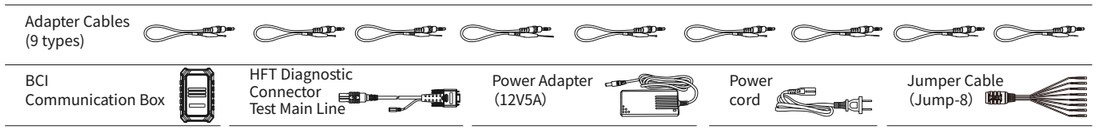


## BCI Battery Communication Toolkit

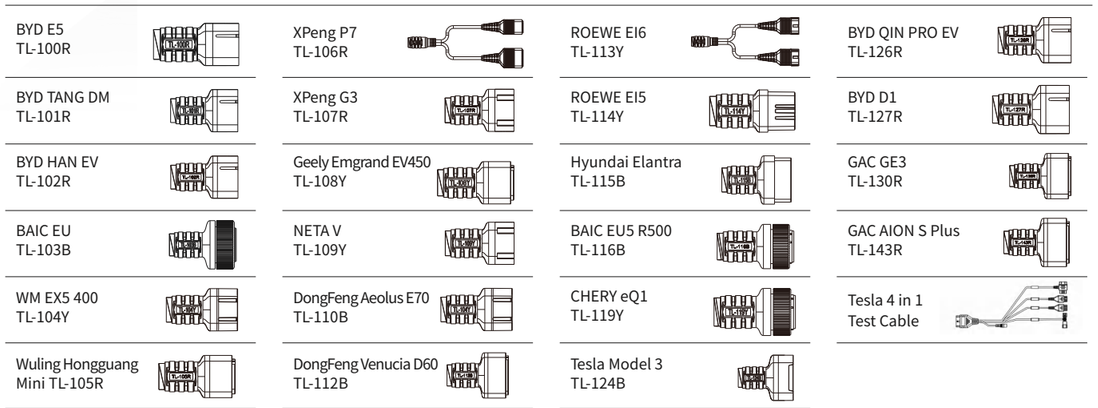

# EP401 V4.0

## EV Battery Charge & Discharge Equipment

The EP401 is an integrated system for charging, discharging, maintenance, and SOH testing of battery modules and complete battery packs.

- **Suppots SOH Testing for Battey Modules and Full Battey Packs**
- **Suppots up to 4,500 battey pack BMS protocols**
- **Compatible with NiMH and Common Lithium-Ion Batteries, with up to 120 Channels of Cell Data Acquisition**
- **Monitors Cell Status through BMS Protocols during Full-Pack Sevice to Suppot Operational Safety**



## Functions

**1. Module Charge/Discharge Testing:** Features a wide voltage range up to 400 V for charging and discharging common battery modules. Multi-channel voltage and temperature acquisition supports module performance and cell consistency evaluation.

**2. Full-Pack Charge/Discharge Testing:** Connects to the battery pack BMS to read cell voltage, temperature, and other key parameters, enabling comprehensive monitoring and data logging throughout full-pack charging and discharging.

**3.SOH Testing:** Calculates actual battery capacity through a complete charge/discharge cycle and automatically generates an SOH report.

**4.Expert and General Operating Modes:** Offers Expert and General modes, combining ease of use for technicians with advanced configuration and testing capabilities for experienced users.

**5. BMS Communication Expansion:** Supports more than 4,500 proprietary BMS protocols. During full-pack service, cell status can be monitored through the diagnostic interface to support operational safety.

**6. Multi-Channel Monitoring:** Supports up to 120 individual cell-voltage channels and 20 temperature channels.

**7. Broad Battery Compatibility:** Supports NiMH, NCM/NCA lithium-ion, lithium iron phosphate (LFP), and lithium titanate (LTO) batteries.

**8. Graphical Data and Remote Updates:** Provides real-time graphical data display, full-process test logging, data export, and OTA updates for traceability and continuous optimization.

## Parameters

| | |
|---|---|
| Terminal voltage accuracy | ±0.5%FS±0.3V (maximum range 400V) |
| Single cell voltage accuracy | ±0.1%FS±5mV (maximum range 20V) |
| Single cell current accuracy | ±0.5%FS±0.2A (maximum range 100A) |
| Number of channels | 120 channels Max |
| Battery module voltage range | DC 2~400V |
| Charging current range | Maximum power 4.4kW |
| Charging control | constant voltage charging, constant current charging |

| | |
|---|---|
| Discharge control | Constant current discharge |
| Display | 10.1-inch touch screen, resolution 1280×800 |
| Power input | AC 100~240V 50/60Hz |
| Discharge current range | Maximum power 7.2kW |
| Abnormal protection | Overcharge, overdischarge, overheating, Overcurrent, reverse connection, Disconnection protection |



# EP401 V3.0

## EV Battery Charge & Discharge Equipment

The EP401 V3.0 is a device that supports charge and discharge maintenance and state of health (SOH) testing of battery modules and entire packs.

- **Suppot battey module and whole pack SOH health detection**
- **Suppots up to 4,500 battey pack BMS protocols**
- **Suppots nickel-metal hydride batteries and common lithium batteries, and suppots a maximum of 72 channels of battey cell acquisition**
- **During maintenance of the entire battey pack, the battey status is monitored through the BMS protocol to ensure operational safety**



## Functions

**1. Module charge and discharge test:** Adopts a 400V wide voltage design, suitable for charge and discharge tests of common battery modules. It supports multi-channel voltage and temperature acquisition to assist in evaluating module performance and battery cell consistency.

**2. Whole-pack charge and discharge testing:** Supports connection to the battery pack BMS to read key parameters such as cell voltage and temperature, enabling comprehensive monitoring and data recording of the entire pack charge and discharge process, ensuring operational safety and assessment accuracy.

**3. SOH health test:** Calculate the actual battery capacity through the complete charge and discharge process and automatically generate an SOH report.

**4. Expert/general dual-mode operation:** Provides expert mode and general mode, taking into account both ease of use for novices and debugging depth for engineers.

**5. BMS communication expansion:** During whole battery pack maintenance, the BMS protocol is used to monitor the status of the battery cells to ensure safe operation.

**6. Multi-Channel Monitoring:** Supports up to 120 individual cell-voltage channels and 20 temperature channels.

**7. Compatible with multiple battery types:** supports nickel-metal hydride batteries, ternary lithium, lithium iron phosphate, and lithium titanate batteries.

**8. Graphical data and remote upgrade:** Real-time graphical data display with full test process recording; supports data export and OTA upgrades, enabling traceability analysis and continuous optimization.

## Parameters

| | |
|---|---|
| Terminal voltage accuracy | ±0.5%FS±0.3V (maximum range 400V) |
| Single cell voltage accuracy | ±0.1%FS±5mV (maximum range 20V) |
| Single cell current accuracy | ±0.5%FS±0.2A (maximum range 100A) |
| Number of channels | 120 channels Max |
| Battery module voltage range | DC 2~400V |
| Charging current range | Maximum power 4.4kW |
| Charging control | constant voltage charging, constant current charging |

| | |
|---|---|
| Discharge control | Constant current discharge |
| Display | 10.1-inch touch screen, resolution 1280×800 |
| Power input | AC 100~240V 50/60Hz |
| Discharge current range | Maximum power 7.2kW |
| Abnormal protection | Overcharge, overdischarge, overheating, Overcurrent, reverse connection, Disconnection protection |



Module Charge and Discharge
(with up to 120-channel cell data monitoring)



Battery Pack Full-Pack Charge and Discharge

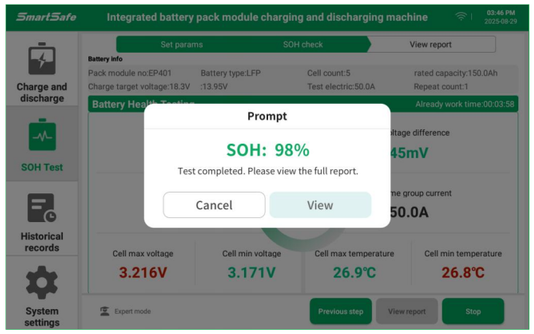


Battery Pack Health Monitoring (SOC/SOH)

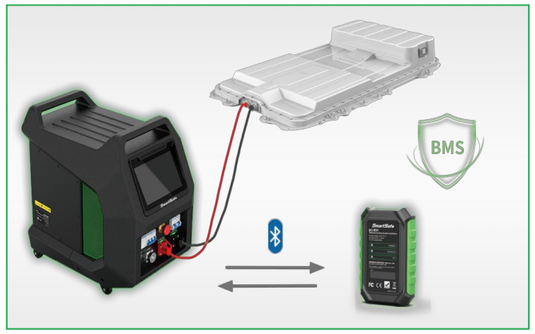


BMS Data Acquisition, Comprehensive Protection for the Battery Pack

## EP401 V4.0 、V3.0Accessories

DC Test Cable (Red)

DC Test Cable (Black)

24CH Sampling Box
(EP401 V4.0 X2)

485
Comm Wire
(EP401 V4.0 X2)

Voltage
Acquisition Wire
(EP401 V4.0 X2)

Temperature
Measuring Cable
(EP401 V4.0 X2)

Power Cord

BCI Communication Box

WiFi / BT USB Adaptor

Jumper Cable
(Jump-8)

Adapter Cables
(9 types)

Battery Pack Communication Connector

| | | |
|---|---|---|
| BYD E5 TL-100R | Geely Emgrand EV450 TL-108Y | CHERY eQ1 TL-119Y |
| BYD TANG DM TL-101R | NETA V TL-109Y | Tesla Model 3 TL-124B |
| BYD HAN EV TL-102R | DongFeng Aeolus E70 TL-110B | BYD QIN PRO EV TL-126R |
| BAIC EU TL-103B | DongFeng Venucia D60 TL-112B | BYD D1 TL-127R |
| WM EX5 400 TL-104Y | ROEWE EI6 TL-113Y | GAC GE3 TL-130R |
| Wuling Hongguang Mini EV TL-105R | ROEWE EI5 TL-114Y | Tesla Model 3 26+26 TL-152B |
| XPeng P7 TL-106R | Hyundai Elantra TL-115B | Tesla Model S & X TL-153B |
| XPeng G3 TL-107R | BAIC EU5 TL-116B | |



# EB480 V3.0

## Battery Cell Balancer

The EB480 is a multi-channel battery balancer that independently balances up to 48 cells. It is designed for battery module maintenance, second-life applications, and cell consistency restoration.

- **Suppots 48-channel balancing**
- **High precision, balance accuracy up to ±2mV**
- **Efficient, Precise Cell Balancing**
- **Compatible with Mainstream Lithium-Ion Battey Chemistries**



## Functions

**1. Intelligent Multi-Channel Balancing:** Balances up to 48 cells simultaneously to meet voltage-difference control requirements for large battery modules.

**2. Manual or Automatic Balancing:** Allows users to select automatic triggering or manually designate individual cells for balancing.

**3. Individual Cell Balancing:** Independently balances cells with excessive voltage deviation.

**4. High-Precision Balancing Control:** Controls cell voltage difference within ±2 mV.

**5. Broad Battery Compatibility:** Compatible with mainstream lithium-ion battery chemistries.

**6. Comprehensive Safety Protection:** Incorporates multiple layers of protection.

**7. Data Visualization and Recording:** Displays real-time graphical data and supports full-process logging, data export, and OTA updates.

**8. Mobile App Connectivity:** Pairs with a mobile app for real-time remote monitoring of equipment status and operating data.

## Parameters

| | |
|---|---|
| Single cell voltage detection accuracy | ±0.1%FS±2mV (maximum range 5V) |
| Number of equalization channels | 4×12 |
| Battery module voltage range | DC 0~112V |
| Charge and discharge current range | 0.1~5A |
| Charging control | constant voltage charging, constant current charging |
| Abnormal protection | overcharge protection, over-discharge protection, over-temperature protection, over-current protection, reverse connection protection, and disconnection protection |

| | |
|---|---|
| Single cell current detection accuracy | ±1%FS±0.05A (maximum range 5A) |
| Charge and discharge voltage range | 1.8~4.5V |
| Charge and discharge power | 1200W Max |
| Discharge control | constant current discharge, constant voltage discharge |
| Power input | AC 100~240V 50/60Hz |
| Display | 10.1-inch touch screen, resolution 1280×800 |

# EB480 V2.0

## EV Battery Cell Equalizer

EB480 v2.0 is a multi-channel module equalization device designed for electric vehicle battery module maintenance. It supports independent equalization of up to 48 battery cells and is suitable for large-capacity and complex structure modules. It is widely used in after-sales maintenance, cascade utilization assessment, and consistency repair.

- **Suppot 48 channels equalization**
- **Highly efficient precise equalization of battey cells**
- **High precision, balance accuracy up to ±2mV**
- **Compatible with all lithium battey types**



## Functions

**1. Multi-channel intelligent equalization:** Can equalize up to 48 battery cells simultaneously, meeting the voltage difference control needs of large modules.

**2. Manual/automatic equalization selection:** Users can flexibly choose to automatically trigger or manually specify the battery cell for equalization.

**3.Single battery cell repair:** It has a single battery cell equalization intelligent control function to accurately repair the voltage difference of the cell.

**4. High-precision equalization control:** supports voltage difference control accuracy up to ±2mV.

**5. Wide battery compatibility:** Compatible with all mainstream lithium battery types.

**6. All-round security protection:** Built-in multiple protection mechanisms.

**7. Data visualization and recording:** Real-time graphical data display, support for full-process recording, data export and OTA upgrade.

**8. Supports mobile APP binding:** The device can be bound to the mobile phone APP to achieve real-time interconnection. Users can remotely view the device's working status and operating data, improving ease of use and remote monitoring capabilities.

## Parameters

| | |
|---|---|
| Single cell voltage detection accuracy | ±0.1%FS±2mV (maximum range 5V) |
| Number of equalization channels | 4×12 |
| Battery module voltage range | DC 0~112V |
| Charge and discharge current range | 0.1~5A |
| Charging control | constant voltage charging, constant current charging |
| Abnormal protection | overcharge protection, over-discharge protection, over-temperature protection, over-current protection, reverse connection protection, and disconnection protection |

| | |
|---|---|
| Single cell current detection accuracy | ±1%FS±0.05A (maximum range 5A) |
| Charge and discharge voltage range | 1.8~4.5V |
| Charge and discharge power | Maximum power 1200W |
| Discharge control | constant current discharge, constant voltage discharge |
| Power input | AC 100~240V 50/60Hz |
| Display | 10.1-inch touch screen, resolution 1280×800 |



# EB240 V2.0

## EV Battery Cell Equalizer

EB240 is a high-precision equalization maintenance equipment designed based on the charging and discharging of EV lithium batteries, which can effectively repair battery module performance problems caused by inconsistent battery cell voltages.

- **Suppots 24-Channel balancing**
- **High-Precision Voltage/Current measurement**
- **Efficient and precise cell balancing**
- **Compatible with all Types of lithium batteries**



## Functions

**1.Balancing Maintenance:** Supports charging, discharging, and balancing modes for lithium-ion batteries like ternary lithium, lithium iron phosphate, lithium titanate, and lithium manganese.

**2. Parameter Configuration:** Pre-settable work modes, battery types, voltage thresholds, operating currents, cell series numbers, and other parameters.

**3. SMultiple Protections:** Supports overvoltage, undervoltage, overcurrent, output short circuit, reverse polarity protection, and overheat protection.

**4. Data Visualization:** Real-time monitoring of voltage, current, charge-discharge status, and capacity of individual cells during the balancing process.

**5. Data Analysis:** Automatically stores historical balancing records, supports data presentation in both graph and bar chart formats.

**6. Data Export:** Historical data can be exported to a USB drive as Excel files.

## Parameters

| | |
|---|---|
| Power input | AC90~264V/40~60Hz |
| Power | 600W Max |
| Charge and discharge voltage range | 1.8~4.2V |
| Voltage detection accuracy | ±0.1% FS±2mV (maximum range 5V) |
| Charge and discharge current range | 0.1~5A Max |
| Current detection accuracy | ±1% FS±0.05A (maximum range 5A) |
| Discharge mode | Constant current discharging + constant voltage discharging |
| Protection function | Input over-current protection, over-voltage protection, output over-current protection, over-temperature protection |

| | |
|---|---|
| Wireless communication | WiFi |
| Equalize number of channels | 2×12Pin |
| Display | 10-inch LCD screen, resolution 1280×800 |
| Communication Interface | SMA,USB-Device |
| Charge control | Constant current charging+constant voltage charging |
| Battery temperature detection accuracy | ±2°C (-25°C~ 85°C) |

# CE39 V2.0

## Diagnostic Charging/Discharging Balancer

The CE39 is an industry-first 4-in-1 integrated system combining full-vehicle EV diagnostics, high-voltage powertrain and auxiliary EV electrical system testing, and battery module charging, discharging, and balancing.

**Four-in-one diagnosis, equalization, charging and discharging functions**

**Cost-Efective Coverage of EV Inspection, Diagnostic, and Maintenance Applications**

**Suppots Simultaneous Battey Balancing and Vehicle Diagnostics**

**Tablet-Based Operation with Convenient Wireless Connectivity**



### Functions

**1. 4-in-1 Integration:** Supports vehicle diagnostics, module balancing, charging tests, and discharging tests.

**2. Intelligent Cell Balancing:** Balances up to 24 cells simultaneously to help improve battery module consistency.

**3.High-Power Charge/Discharge Capability:** Supports up to 40 A charging and 20 A discharging to shorten testing and maintenance time.

**4. Comprehensive EV System Testing:** Supports diagnostic and service testing for high-voltage powertrain systems—including the traction motor, motor controller, and traction battery—and auxiliary EV electrical components.

**5. 95% Vehicle Coverage:** Supports reading and clearing fault codes, live data, actuation tests, and special functions. Vehicle topology maps provide real-time visualization of communication networks and fault nodes.



# CE39

## EV Diagnose, Equalize & Charge/Discharge Equipment

CE39 is the industry's first four-in-one intelligent integrated device that integrates electric vehicle diagnosis, large/small electrical maintenance and inspection, and battery module charging, discharging, and equalization.

**Four-in-one diagnosis, equalization, charging and discharging functions**

**High cost-efectiveness, meeting electric vehicle testing and maintenance scenarios**

**Suppots equalization and diagnosis working simultaneously**

**Suppot tablet operation, wireless connection is more convenient**



### Functions

**1. Multifunctional integration:** Supports vehicle diagnosis, module equalization, charging test, and discharge test.

**2. Intelligent cell equalization:** Supports simultaneous equalization of 24 cells to improve battery module consistency and health.

**3. High-power charge and discharge capability:** Supports up to 40A charging and 20A discharging, with fast response to voltage and capacity regulation, shortening testing and maintenance time.

**4. Covering 95% of vehicle models:** Supports full-function testing including code reading, code clearing, data stream reading, action testing and special functions, monitors data streams in real time, and intuitively displays the communication network and fault points through the vehicle topology diagram.

**5. Comprehensive inspection of the three-electric system:** Supports maintenance and inspection of the powertrain (motor, electronic control, battery) and the small three-electric system.

# CE39 V2.0 、CE39

## Tablet parameters

| | |
|---|---|
| Display | 10.1 inches, resolution 800×1280 |
| System | Android |
| Memory | 4GB |
| Storage | 128GB |

| | |
|---|---|
| Communication | Bluetooth |
| Charging method | Type-C, contact charging |
| Battery | Lithium battery 9360mAH/3.8V |

## VCI parameters

| | |
|---|---|
| ED BOX size | 112mmx72.5mmx32.5mm |
| ED BOX communication method | Bluetooth, USB |

| | |
|---|---|
| ED BOX operating voltage | DC 9~18V |

## Host parameters

| | |
|---|---|
| Single cell voltage accuracy | ±0.1%FS±5mV (maximum range 5V) |
| Single cell current accuracy | ±0.5%FS±0.05A (maximum range 20A) |
| Equalization interface | 12PIN×1、13PIN×1 |
| Number of equalization channels | 2×12 |
| Charging current range | 0.5~40A (maximum power 3.2kW) |
| Discharge current range | 0.1~20A (maximum power 2.4kW) |
| Charging control | Constant voltage charging, constant current charging |

| | |
|---|---|
| Discharge control | Constant current discharge<br>Constant voltage discharge |
| Communication | WIFI, Bluetooth |
| Power input | AC 90~264V 50/60Hz |
| Battery module voltage range | DC 0~112V |
| Battery cell voltage range | 1.6~5V |
| Abnormal protection | Overcharge protection, over-discharge protection, reverse connection protection, disconnection protection, over-temperature protection, over-current protection |



# EP101

## Portable Single-Cell Charger & Discharger

EP101 is specifically designed for cell-level testing, integrates charging, discharging, capacity, and internal resistance measurement, features high-precision control and multiple safety protections, lightweight and portable, suitable for cell-level maintenance and recycle testing.

**50A high-current, efficient charging and discharging**

**Suppots capacity testing, accurately evaluates cell degradation**

**Suppots internal resistance testing,quickly assesses battey cells health**

**Isolated sampling and output cables,for more accurate testing**



## Functions

**1.Single cell charge/discharge testing:** Supports constant current and constant voltage modes, precisely controls output current and voltage

**2. Capacity testing:** Measures battery cell capacity through charge/discharge process, used for battery cell performance verification and lifespan evaluation.

**3. Internal resistance testing:** Supports DC internal resistance measurement of battery cells, quickly assesses cell degradation and consistency.

**4. Multi-battery type compatibility:** Supports maintenance of ternary lithium, lithium iron phosphate, lithium titanate, and lithium manganese oxide batteries.

**5. Real-time monitoring and data traceability:** Continuously displays core data such as voltage, current, capacity, internal resistance, and temperature, supports local storage and USB export.

**6. Multiple safety protections:** Features overvoltage, undervoltage, overcurrent, reverse connection, disconnection, and overtemperature protection, ensures safe and stable testing process.

## Parameters

| | |
|---|---|
| Input | Supports AC 110/220V, 50/60 Hz |
| Voltage range | 1V ~ 5V |
| Current range | 0.5 ~ 50A |
| Voltage accuracy | ±0.2% F.S +5mV (maximum range 5V)<br>resolution 0.001V |
| Current accuracy | ±0.5% F.S+0.1A (maximum range 50A)<br>resolution 0.1A |
| Charge and discharge power | 250W Max |
| Display | 4.3-inch LCD color screen |
| Input method | Knob + Button |

| | |
|---|---|
| Storage and data export | Supports exporting from USB drive |
| Cooling method | Forced air cooling |
| Operating temperature | -10~ 60°C |
| Storage temperature | -20~ 70°C |
| Ambient humidity | 10%~90%RH |
| Protection level | IP21 |
| Protection function | Battery overtemperature protection, system overtemperature protection, short-circuit protection, reverse connection protection, disconnection protection, overcurrent protection, overvoltage protection, undervoltage protection. |

# ECP739

## Electric Compressor Comprehensive Tester

ECP739 electric compressor comprehensive tester is a highly cost-effective device that supports both electric-compressor drive-circuit testing and mechanical-function testing.

- **Suppots drive circuit testing, mechanical function testing (pressurizing/pressure holding)**
- **Offine testing saves labor and improves reliability**
- **Suppots wireless connection to tablets for remote operation**
- **Compressor testing coverage of 600+ models**
- **Suppots fault code repair guidance and viewing of maintenance cases**



## Functions

**1. Comprehensive airtightness testing:** Supports electric compressor circuit testing and mechanical function testing (pressure/pressure holding), effectively improving maintenance testing efficiency.

**2. Repair guidance:** Provides specific repair instructions for compressor fault codes, with real-time online access to corresponding maintenance cases and circuit diagrams.

**3. Tablet Wireless Connection:** Allows users to operate the device remotely, especially ideal for scenarios where the device is fixed in place or not easily accessible.

**4. Real-time process visualization:** Displays the operational status of pressurizing, holding pressure, venting, and other stages in real time, ensuring a clear and controllable workflow.

**5. One-click intelligent process:** The entire process is executed automatically, covering pressurization, pressure stabilization, and judgment steps. After the pressure reaches the target, it automatically stabilizes the pressure and releases the gas, making the operation more intelligent and convenient.

**6. Historical data management and sharing:** Automatically saves test results and supports sharing PDF-format historical data summaries via bluetooth, email, or QR code.

**7. Convenient online upgrades:** Supports online software updates without the need for USB-based local operations, enabling more efficient maintenance.

## Parameters

| | |
|---|---|
| Input voltage | AC 100~240V, 50~60Hz |
| Maximum input power | 3.5KW TYP |
| High-voltage output voltage | DC 50-750V |
| High-voltage output current | 20A Max |
| Low-voltage output voltage | DC 12V/24V |
| Work environment | |

| | |
|---|---|
| Low-voltage output current | 2A |
| Gas tank capacity | 3L |
| Equipment air pressure | 12kgf/cm² |
| Communication methods | WIFI + Bluetooth |
| Protection function | 0-40A adjustable circuit breaker |
| Operating temperature: -10~50°C, storage temperature: -20~70°C<br>Operating humidity: 20%~90%, Storage humidity: 10%~90% | |



# ET500 V3.0

## Battery Pack Leak Tester

The ET500 V3.0 uses an external compressed-air supply to test the sealing performance of EV battery pack enclosures at low pressure and liquid-cooling systems at high pressure.

- **0-500kPA high and low pressure compatible**
- **Separate High- and Low-Pressure Outlets**
- **10-Inch Touchscreen Display**




## Functions

**1.High-/Low-Pressure Compatibility:** Supports testing up to 500 kPa for both liquid-cooling circuits and battery pack enclosures.

**2. One-Touch Standardized Process:** Automatically performs pressurization, pressure stabilization, pass/fail evaluation, and venting.

**3. Traceable Test Results:** Automatically saves historical records for quality control and report generation.

**4. Process Chart Visualization:** Displays Real-Time Pressure Curves.

**5. Built-In Compressed-Air Filtration System:** Filters moisture and contaminants from the compressed-air supply.

**6. OTA Updates:** Supports online firmware updates.

## Parameters

| | |
|---|---|
| Test pressure range | 0~500kPa |
| Sensor resolution | 1Pa |
| Test accuracy | ±5Pa |
| Test Pressure Range | Low pressure: 0–30 kPa<br>High pressure: 30–500 kPa |
| Air inlet interface/outlet interface | ϕ6mm air pipe |

| | |
|---|---|
| Operating temperature | -10 ~ 50 °C |
| Operating humidity | 10 ~ 90% RH |
| Power input | AC 100-240V, 50/60Hz |
| Air Requirements | 0.1~1.0MPa dry compressed air |

# ET500 V2.0

## EV Battery Airtightness Detector (High pressure)

ET500 is a high/low-voltage airtightness testing device for electric vehicle battery pack boxes and liquid cooling systems, suitable for scenarios such as battery pack end-of-line production, power system assembly, and maintenance re-encapsulation testing.

- **0-500KPA high and low pressure compatible**
- **High pressure/low pressure outlet separation design**
- **10-inch touch screen**




### Functions

**1. High and low pressure dual compatibility:** Maximum 500kPa detection capability, covering the needs of liquid cooling system and box testing.

**2. One-button standard process:** The entire process is automatically executed, covering pressurization, pressure stabilization, and judgment steps. After the pressure is reached, the pressure is automatically stabilized and the exhaust is exhausted, making the operation process more intelligent.

**3. Process chart visualization:** View the pressure change curve in real time and the test progress is clear at a glance.

**4. Test results are traceable:** Historical records are automatically saved to facilitate quality control and report output.

**5.Built-in air filtration system:** Filters moisture and impurities in the compressed air, protects the internal sensor system, and improves detection stability and equipment life.

**6. OTA remote upgrade:** Supports online updates of detection algorithms and system firmware to continuously optimize the experience.

### Parameters

| | |
|---|---|
| Test pressure range | 0~500kPa |
| Sensor resolution | 1Pa |
| Test accuracy | ±5Pa |
| Air inlet interface/outlet interface | ϕ6mm air pipe |

| | |
|---|---|
| Operating temperature | -5~45°C |
| Operating humidity | 5%~93% |
| Power input | AC 90~264V 50~60Hz |
| Air Requirements | 0.1~1.0MPa dry compressed air |



# ET30 V2.0

## EV Battery Airtightness Detector (Low pressure)

ET30 is an air-tightness detection equipment designed for EV battery packs.

- **High reliability**
- **Ultra high accuracy**
- **Stability pressure regulation**
- **Intelligent operation**




### Functions

**1.Low-Pressure Airtightness Testing:** Using compressed air as the medium, a certain pressure is applied to the battery pack cavity, and a highly sensitive sensor detects pressure changes to determine its sealing;

**2. Parameter Setting:** Pre-settable parameters include workpiece number, volume, pressure, duration for each stage, leakage limit, and other settings;

**3. Process Visualization:** Real-time display of the working status during stages such as inflating, pressure stabilization, leakage testing, and exhaust;

**4. Dual Pressure Value Display:** Real-time display of the current pressure and leakage fluctuation amount;

**5. Historical Records:** Automatically save historical airtight records, support curve chart data display, support historical data export to USB flash drive in Excel file or share data overview in PDF file via email or QR code.

**6. Online Upgrade:** Supports online upgrade of devices, no need to use USB flash drive for local upgrade.

### Parameters

| | |
|---|---|
| Power input | AC90~264V/40~60Hz |
| Test pressure range | 0~30Kpa |
| Sensor resolution | 1pa |
| Test accuracy | ±5pa |
| Interface | RJ45×1/USB×2 |

| | |
|---|---|
| Power | 20W Max |
| Air source requirements | 0.1~1.0MPa dry compressed air |
| Inlet interface/test interface | ϕ6mm air pipe |
| Working temperature | -10~ 55°C |
| Working humidity | 10%~ 90% |

# DP901 V2.0

## High-Voltage Digital Power Supply for EV Service

The DP901 V2.0 is a specialized digital power supply for EV service and repair. It is designed to power and test high-voltage EV components, including electric A/C compressors, PTC heaters, DC-DC converters, and on-board chargers (OBCs).

- **Covers 150–1,000 V EV Sevice Applications with Power Output up to 7 kW**
- **Pairs with the P01 Remote Unit for Safe, Convenient Current, Voltage, and Stat/ Stop Control**
- **Works with Compatible Diagnostic Tools to Read Fault Codes and Live Data while Powering High-Voltage Components**




### Functions

**1. Wide Voltage Range and High Power Output:** Supports 150–1,000 V, a maximum current of 25 A, and a maximum power output of 7 kW. covering mainstream 400V and 800V high-voltage platforms and meeting the voltage requirements of different components.providing sufficient power for high-load components such as electric A/C compressors and PTC heaters.

**2. Comprehensive Input/Output Protection:** Supports overvoltage, undervoltage, overcurrent, short-circuit, and overtemperature protection.

**3.Bluetooth Remote Control:** Supports remote operation through the P01 handheld terminal, real-time voltage and current display, parameter memory, alarm prompts and multiple input/output protections.

### Parameters

| | |
|---|---|
| Power Input | AC 100~240V@32A |
| Max Power | 7000W Max |
| Front Panel High-Voltage Section | 1×voltage adjustment knob, high-voltage start/stop button |
| Channel Quantity | 1 pc |
| Voltage Range | DC 150~1000V (adjustable via knob) |
| Current Range | 0~25A (adjustable via knob) |
| Voltage Sampling Accuracy | 0.1V |
| Current Sampling Accuracy | 0.1A |

| | |
|---|---|
| Input Protection | Overvoltage & undervoltage protection |
| Output Protection | Current limiting, short circuit, undervoltage, overvoltage, overtemperature & reverse connection protection |
| Operating Temperature | -10~55°C |
| Storage Temperature | -40~70°C |
| Ambient Humidity | 5~95% RH (non-condensing) |
| Communication Method | BT |
| Overall Dimensions | 459mm*390mm*270mm |



# DP901

## Adjustable High Voltage Power Supply

DP901 is a dedicated intelligent digital power supply suitable for both EVs and fuel vehicle maintenance. The voltage range of the high-voltage output is 50V-900V, which can be used for offline driving and maintenance test scenarios of more high-voltage electrical appliances.

- **Suitable for electrical and fuel vehicles**
- **Dual-Mode output for high and low voltage**
- **High voltage Self-Check protection**
- **Bluetooth wireless control**




### Functions

**1. Low Voltage Output:** Supports 0V50V, 0A15A DC output, adjustable voltage/current through knobs.

**2. High Voltage Output:** Supports 50V900V, 0A5A DC output, adjustable voltage/current through knobs.

**3. Multiple Protections:** Supports high voltage input overvoltage, undervoltage protection, high voltage output overtemperature, short circuit, reverse polarity protection, low voltage output current limiting, short circuit protection.

**4. Remote Control:** Can be used with ST13/P01/P03 devices, remote operation via Bluetooth connection.

### Parameters

| | | |
|---|---|---|
| Power Supply | | AC100-240V@20A |
| Maximum Power | | 4000W Max |
| High Voltage Output | | Voltage: 50~900V |
| | | Current: 0~5A |
| Low Voltage Output | | Voltage: 0~50V |
| | | Current: 0~15A |
| Front Panel | | High Voltage: Current knob, Voltage knob, High voltage switch button |
| | | Low Voltage: Current knob, Voltage knob, Low voltage switch button |

| | |
|---|---|
| Communication | BT |
| Display | LED Digital Tube |
| Protection | Short-Circuit, Current-Limiting, OverVoltage, UnderVoltage, Over Temp |
| Working Temp | -10~65°C |
| Size | 395x315x265mm |
| Weight | 11kg |

# DP903

## Digital Power Supply & Portable Charger

DP903 is an intelligent high-voltage power supply and multi-function mobile charging all-in-one equipment, designed for offline driving and maintenance testing of high-voltage components, as well as mobile charging scenarios for repair vehicles.

- **50-1000V wide voltage range, 20KW high power, 67A high current**
- **Supports mobile charging scenarios for repair vehicles**
- **Supports charging of battery packs or battery modules**
- **Perform battery health checks while charging**



## Functions

**1. Low-voltage output:** Supports 12V / 5A max constant DC output.

**2. High-voltage output:** Supports 50–1000V DC output, adjustable output voltage and current via on-screen parameter input.

**3. Vehicle charging:** Supports charging the entire vehicle via a national standard fast charging gun, suitable for maintenance, inspection and emergency scenarios.

**4. Blind charging of battery packs:** Allows charging devices to charge battery packs safely and efficiently directly without relying on the BMS.

**5. BMS data acquisition:** Supports reading parameters such as SOC, voltage, current, temperature, and cell status for cell protection and battery health assessment.

**6. Multiple protections:** Supports overvoltage and undervoltage protection for high voltage input, overtemperature, short circuit, and reverse connection protection for high voltage output, and current limiting and short circuit protection for low voltage output.

## Parameters

| | |
|---|---|
| Charging voltage range | 50~1000V |
| Charging current | 67A Max |
| Voltage accuracy | ±0.5% (output voltage range 200~1000V) |
| Current accuracy | ±1% (within the range of 20% of rated output current to maximum output current) |
| Low-voltage port output voltage | 12V |
| Low-voltage port output current | 5A Max |
| High-voltage power supply voltage range | 50~1000V |

| | |
|---|---|
| High-voltage power supply current range | 0.5~20A |
| Power input | AC 274~487V 45~55Hz |
| Voltage and current display mode | 10.1-inch color capacitive touchscreen |
| System version | Android 8.1 |
| Communication method | RS485/CAN/USB interface/WIFI |
| Protection mechanism | Overcurrent protection, short-circuit protection, undervoltage protection, overvoltage protection, overtemperature protection |



# P13

## EV Diagnostic Tool

The P13 is a "special inspection-level" electric vehicle detector that integrates battery pack testing, vehicle testing, anti-theft, ADAS,  and common maintenance functions.

- **Poweful diagnostics for the three-electric system**
- **Full coverage of mainstream models**
- **Process-based operation instructions**
- **More than 10 expansion modules**
- **Smat split-screen collaboration**




## Functions

**1. Vehicle Inspection:** Full-system EV diagnosis: DTC read/clear, live data, actuator & special functions; with remote collaboration, super remote diagnosis and trial feedback.

**2. Battery Pack Detection:** Supports passenger/commercial vehicles and various battery brands. Reads SOC/SOH, cell voltage, temperature & faults; auto-calculates key metrics and marks anomalies.

**3. Maintenance & Component Test:** Offline testing for DC-DC, OBC, A/C compressors and 48V hybrid parts. Covers common maintenance resets, matching and regeneration operations.

**4. ADAS Calibration:** ADAS calibration for global vehicle models, compatible with ADAS PRO+, MOBILE, LITE and RADAR 3IN1 devices.

**5.Tire & EV Test Tools:** Four-wheel alignment and tire tread detection (WA913, TTM113 supported). Built-in EV tools: battery equalization, charge-discharge, airtight, oscilloscope, multimeter, insulation test etc.

**6. System & Report Management:** User account & device management; online upgrade for APP, vehicle software and firmware. Supports report filtering, merging and comprehensive report generation.

## Parameters

### Host

| | |
|---|---|
| CPU | Octa-core 2.0GHz |
| Memory | 8GB |
| Storage | 256GB |
| System | Andriod |
| Wi-Fi | 2.4GHz/5GHz dual-band |
| Bluetooth | EDR2.1 + BLE5.0 |
| Screen size (inches) | 13.3 |
| Screen resolution (px) | 1920×1080 |
| Battery | 13600mAh / 3.8V |
| Interface | TypeA、Type C、DC-IN、Mini HDMI |
| Input | 5V 3A |
| Camera | Front 8MP, Rear 13MP |

### SLC

| | |
|---|---|
| Processor | Cortex-A7 + Cortex-M7 |
| Memory | 256MB |
| Storage | 8GB |
| System | Linux |
| Wi-Fi | 2.4GHz/5GHz dual-band |
| Communication methods | Wi-Fi, Bluetooth, USB |
| Screen | 3.97 inches, resolution 320x480 |
| Interface | Type B、RJ45、OBD-II 16、DC-IN |
| Operating voltage | DC 9~36V |

# P01

## EV Diagnostic Tool

P01 is a professional detection level EV diagnostic tool that integrates battery pack diagnostic, whole vehicle system diagnostic, and common maintenance functions.

- **Battey pack "professional grade" testing**
- **Dedicated connector for battey pack testing**
- **Offline testing capability**
- **Comprehensive vehicle series and full system inspection**




## Functions

**1.** Cover more than 95% of the whole system of EVs, and keep updating;

**2.** Supports testing of DC/DC converter, onboard charger, high-voltage distribution box，and other common maintenance functions

**3.** Provide four battery pack connection methods, including OBD, special connector, jumper connection and fast charging port connection;

**4.** Equipped with battery pack professional connector as standard and integrated aviation plug connector to improve detection efficiency;

**5.** Support ADAS calibration, tread detection, insulation tester, oscilloscope, digital power supply, multimeter, current clamp, videoscope and other expansion modules;

**7.** Provide the whole vehicle topological graph, clearly display the vehicle communication network, and quickly locate the fault point.

## Parameters

### Host

| | |
|---|---|
| Display Size | 10.1inches(1920x1200) |
| CPU | 2.0GHz Octa-core |
| Memory | 4GB |
| Storage | 128GB |
| System | Android11 |
| Wi-Fi | 2.4GHz/5GHz |
| Camera | Front 8MP、Post 13MP |
| Battery | 3.8V/9360mAH |
| Interface | Type A、Type C |
| Communication | Wi-Fi 、BT、USB |
| Product size | 318×40.5×246.5mm |

### SLC

| | |
|---|---|
| Processor | Cortex-A7 + Cortex-M7 |
| Memory | 256MB |
| Storage | 8GB |
| System | Linux |
| Wi-Fi | 2.4GHz/5GHz dual-band |
| Communication methods | Wi-Fi, Bluetooth, USB |
| Screen | 3.97 inches, resolution 320x480 |
| Interface | Type B、RJ45、0BD-II 16、DC-IN |
| Operating voltage | DC 9~36V |



# E10

## EV Diagnostic Tool

E10 is an intelligent test device designed specifically for the "three-electric" systems (battery, motor, and electronic control system) of electric vehicles.

- **Poweful diagnostics for the three-electric system**
- **Full coverage of mainstream models**
- **Process-based operation instructions**
- **More than 10 expansion modules**
- **CE39 remote charging and discharging**




## Functions

**1.** Supports offline diagnosis of the vehicle's three-electric system (battery, motor, and electronic control system), and integrates the integrated detection function of eight high-voltage accessories, including electric compressors, DC-DC converters, on-board chargers (OBCs), PTC heaters, motors, electronic control units, battery packs, and high-voltage distribution boxes, comprehensively covering the three major maintenance scenarios of vehicle inspection, off-vehicle inspection, and control panel inspection;

**2.** Covers the entire system of more than 95% of electric vehicle models and is continuously updated and adapted；

**3.**Provides control panel fault code repair instructions, including troubleshooting logic, circuit schematics, and control panel topology diagrams, enabling guided repairs；

**4.** Provides a vehicle topology diagram that clearly displays the vehicle communication network and helps quickly locate faults；

**5.** The CE39 host integrates diagnosis, equalization, and charge and discharge functions, supporting simultaneous diagnosis, equalization, charge and discharge. The E10 can remotely control the CE39 host；

**6.** Four battery pack connection methods are provided: OBD interface, dedicated connector, jumper connection and fast charging port connection；

**7.** Standard professional battery pack connector and integrated aviation plug improve detection efficiency;

**8.** Supports more than 10 expansion modules, including ADAS calibration, tire tread detection, insulation tester, oscilloscope, digital power supply, multimeter, current clamp, endoscope, infrared thermal imager, etc；

**9.** Dual Wi-Fi design: the host and VCI use independent Wi-Fi connections, and the VCI operation does not affect the host's networking.

## Parameters

| | |
|---|---|
| CPU | Octa-core 2.0GHz |
| Memory | 4GB |
| Storage | 128GB |
| System | Andriod |
| Wi-Fi | 2.4GHz & 5GHz Dual-band, Dual Wi-Fi |
| Bluetooth | 2.1+EDR/4.2 Mesh |

| | |
|---|---|
| Screen resolution (px) | 1280×800 |
| Battery | 9360mAh / 3.8V |
| Interface | TypeA, TypeC, Pogo Pin |
| Input | 5V 3A |
| Camera | Rear 13MP |
| Screen size (inches) | 10.1 |

## VCaations

| | |
|---|---|
| Communication methods | Bluetooth、USB |
| Interface | HDB15F、TypeC |

| | |
|---|---|
| Operating voltage | DC 9~18V |

## Functions

**1. Off-vehicle testing:** Supports offline diagnosis and driving after replacement and repair of high-voltage components (such as DC-DC converters, on-board chargers, air conditioning compressors, PTCs, motor controllers, etc.), and provides connection instructions to support offline reading of data streams, reading fault codes, and clearing codes for each component.

**2. Maintenance guide:** Supports fault code detection and provides online viewing of fault maintenance guidance.

**3. Battery pack detection:** Supports in-depth battery pack diagnostics for passenger and commercial vehicle battery. It reads SOC/SOH, cell/module voltage, temperature, pack status, and fault information. The system automatically calculates key indicators such as total voltage, voltage difference, and maximum/minimum voltage, automatically flags abnormal data, and provides information security policies to protect all data.

**4. Vehicle testing:** Supports full-function testing of the vehicle's electronic control system, including electric vehicle code reading, code clearing, data stream reading, action testing, special functions, etc.

**5. Special functions:** Supports offline testing of DC-DC converters, on-board chargers, air conditioning compressors, and 48V mild hybrid components, as well as over 30 commonly used special functions.

**6. ADAS calibration:** Supports ADAS system calibration for many models in Europe, America, Asia and China, and is compatible with all calibration frameworks of the ADAS calibration series.

**7.Test report:** supports categorized display of battery pack test reports, vehicle test reports, ADAS calibration reports, etc.

**8. Software upgrade:** Support online upgrade of vehicle software, firmware software and APP software.

**9. Module expansion:** Supports tread detection, digital power supply, endoscope, infrared thermal imaging and other functional expansions.

### one-machine detection of eight high-voltage accessories




Electric compressor, On-board charger, Motor, Electronic control, Battery, High voltage distribution box

### Support control panel fault code maintenance guidance

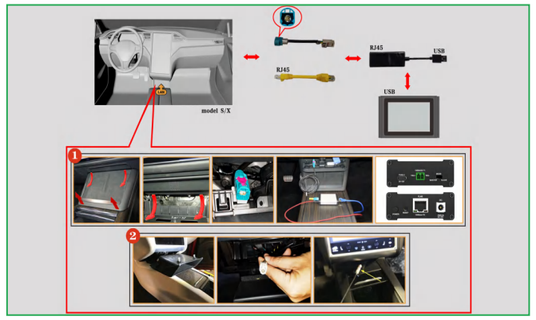


provide troubleshooting ideas, circuit schematics, control panel topology diagrams, and implement guided maintenance

### Full coverage of three major automotive repair scenarios

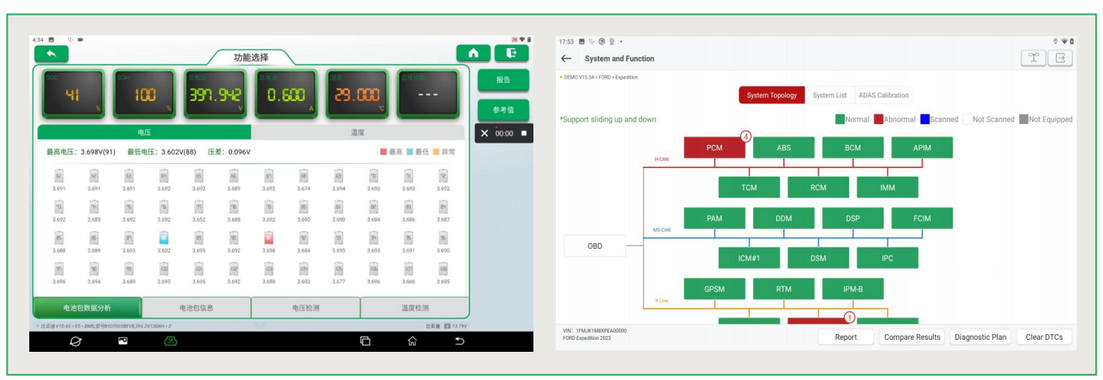


Vehicle detection, Off-vehicle detection, Control panel detection, Control panel fault code repair guide, Troubleshooting ideas, Circuit schematic, Control panel topology, Guided maintenance



# ST08 V2.0

## Intelligent Automotive Diagnostic Tool

ST08 V2.0 is an intelligent automotive diagnostic tool featuring ADAS calibration, anti-theft matching and programming, comprehensive system and full-functionality testing, along with over 30 reset functions.

- **Anti-Theft System Matching**
- **Gasoline Vehicle Diagnostics**
- **ADAS Calibration**
- **Diagnostic Feedback**




## Functions

**1. ADAS Calibration:** Supports calibration for ADAS systems across numerous European, American, Asian, and Chinese vehicle models. Compatible with multiple devices including ADAS PRO+, ADAS MOBILE, ADAS LITE, and ADAS RADAR 3IN1.

**2. Vehicle Anti-Theft:** Supports anti-theft matching for numerous European, American, Asian, and Chinese vehicle models. Includes anti-theft programmer functionality (requires optional IMMO series devices).

**3. Vehicle Diagnostics:** Supports comprehensive system diagnostics including: Code reading/clearing, Data stream reading, Functionality testing, Reset functions.

**4. Maintenance Functions:** Supports over 30 reset functions, such as:Maintenance light reset, Throttle body matching, Brake pad replacement, Steering angle reset, Anti-theft system matching, ABS bleeding, Injector coding, DPF regeneration, Sunroof initialization, Transmission matching.

**5. Diagnostic Reports:** Provides professional ADAS calibration reports with pre/post-calibration data comparison; supports categorized display of ADAS calibration, fault detection, and data stream reports.

**6. Software Updates:** Supports online upgrades for vehicle model software, firmware, and APP software.

## Supported Protocols

| | | |
|---|---|---|
| CAN | ● | |
| CAN-FD | ● | |
| DoIP | ● | Requires DOIP adapter cable |

## Parameters

| | | | |
|---|---|---|---|
| CPU | Quad-core 2.0GHz | Screen Size | 8 inches |
| Memory | 4GB | Screen Resolution | 1280×800px |
| Storage | 64GB | Battery | 12600mAH, 3.8V |
| System | Andriod | Interfaces | Type A、Type C |
| WiFi | 2.4GHz & 5GHz Dual-band | Input | 5V 3A |
| Bluetooth | 5.0, BLE+EDR | Camera | Rear 8MP |

# IRT03

## Insulation Resistance Tester

The IRT03 is a universal insulation resistance tester applicable to a wide range of industries. Featuring four wide measurement ranges and integrated automatic discharge and zero-setting functions, the device adopts an ultra-thin and lightweight portable structure, enabling safe, stable and reliable high-voltage detection operations.

- **Precise Measurement**
- **Safe & Reliable**
- **Clear & Intuitive**
- **Lightweight & Portable**




## Functions

**1.Insulation Resistance Measurement:** Wide-range insulation resistance measurement with 4 selectable test voltages (125V/250V/500V/1000V).

**2.Voltage Measurement:** Supports DC and AC voltage measurement, with synchronous dual display of digital readings and analog bar graph.

**3.Other Functions:** Screen backlight, 10-minute auto-sleep upon inactivity, automatic digital zero adjustment before measurement, and automatic discharge upon test completion.

## Parameters

| | | |
|---|---|---|
| Output voltage | | 125V/250V/500V/1000V |
| Insulation resistance | | 125V:0.125~4000MΩ |
| | | 250V:0.250~4000MΩ |
| | | 500V:0.500~4000MΩ |
| | | 1000V:1~4000MΩ |

| | |
|---|---|
| DC measurement | 0~1000 V DC, Resolution: 1 V, Accuracy: ±(0.8%+3) |
| AC measurement | 0~750 V AC, Resolution: 1 V, Accuracy: ±(1.2%+10) |
| Battery | 6 × 1.5V AA Batteries (9V DC) |
| Operating temperature | 0°C~40°C |
| Short-circuit current | ≤1.5mA |



# ECC03

## Current Clamp

ECC03 is an AC/DC current clamp designed for non-contact measurement of AC/DC currents up to 400A. It is suitable for 50/60Hz circuits and can be used in conjunction with a multimeter to safely measure current without disconnecting the circuit.

- **High-precision measurement**
- **Safe and convenient**
- **DC Zero Adjustment**
- **Lightweight and potable**
- **Intuitive indication**




## Functions

1. **AC/DC current measurement:** Supports AC (50/60Hz) and DC current detection, with a range of 0-400A.
2. **Multi-speed switching:** 40A (10mV/A) and 400A (1mV/A) are optional, suitable for different multimeter ranges.
3. **Non-invasive measurement:** Readings can be taken by simply clamping the wire without affecting circuit operation.

## Parameters

| **DC : 40A** | |
|---|---|
| 0~20.00A | ± (3.5% + 6digits) |
| 20.00~40.00A | ± (4% + 10 digits) |
| **DC :400A** | |
| 0~300.0A | ± (3.5% + 6digits) |
| 300.0~400.0A | ± (4.5% + 6digits) |

| **AC: 40A(50/60Hz)** | |
|---|---|
| 0~20.00A | ± (4.0% + 10digits) |
| 20.00~40.00A | ± (5% + 10digits) |
| **AC: 400A(50/60Hz)** | |
| 0~300.0A | ± (4.5% + 10digits) |
| 300.0~400.0A | ± (5% + 10digits) |

# EEAC7000C-P AC Charger

## Smart Portable EV Charger

The EEAC7000C-P is designed for overseas markets in accordance with IEC 61851 and IEC 62752, providing flexible charging for everyday use at home and on the road.

- **Compatible with Mainstream Electric Passenger Cars and Commercial Vehicles**
- **Compact, Lightweight Design for Wall-Mounted or Potable Use**
- **Remote Status Monitoring and Charging Scheduling through the Mobile App**
- **Up to 94% Charging Efficiency for Reduced Energy Loss**



## Functions

1. **Mobile App Control:** Supports current adjustment, status monitoring, and scheduled charging.
2. **Seven Current Settings:** Selectable 8, 10, 13, 16, 20, 25, or 32 A output.
3. **Operating Status Monitoring:** Displays standby, charging, and charging-complete status.
4. **On-Screen Display:** Shows voltage, current, charging power, energy delivered, charging time, device temperature, fault codes, and other data in real time.
5. **Scheduled Charging:** Supports delayed charging with selectable 2-, 4-, 6-, 8-, 10-, or 12-hour countdown settings.
6. **Fault Protection:** Includes overfrequency, underfrequency, overcurrent, short-circuit, overtemperature, and undertemperature protection.
7. **Ingress Protection:** IP66 for the main enclosure and IP55 for the charging connector when mated.

## Parameters

| | |
|---|---|
| Rated Power | 7.0kW (32A) |
| Input Voltage | Single-phase AC 230V |
| Adjustable Current Range | 7 levels (8–32A) |
| Leakage Protection | Type A + 6mA DC |

| | |
|---|---|
| IP Rating | IP66 |
| Dimensions (LWH) | 200×92.5×56mm |
| Net Weight | ≤ 3.3 kg |
| Operating Temperature | -30°C ~ +50°C |



# EEAC3500C-P AC Charger

## Portable EV Charger

The EEAC3500C-P is designed for overseas markets in accordance with IEC 61851 and IEC 62752, providing flexible charging for everyday use at home and on the road.

- **Compatible with Mainstream Electric Passenger Cars and Commercial Vehicles**
- **Compact, Lightweight Design for Wall-Mounted or Potable Use**
- **Up to 94% Charging Efficiency for Reduced Energy Loss**



## Functions

1. **Four Current Settings:** Selectable 8, 10, 13, or 16 A output.
2. **Operating Status Monitoring:** Displays standby, charging, and charging-complete status.
3. **On-Screen Display:** Shows voltage, current, charging power, energy delivered, charging time, device temperature, fault codes, and other data in real time.
4. **Scheduled Charging:** Supports delayed charging with selectable 2-, 4-, 6-, 8-, 10-, or 12-hour countdown settings.
5. **Fault Protection:** Includes overfrequency, underfrequency, overcurrent, short-circuit, overtemperature, and undertemperature protection.
6. **Ingress Protection:** IP66 for the main enclosure and IP55 for the charging connector when mated.

## Parameters

| | |
|---|---|
| Rated Power | 3.5kW (16A) |
| Input Voltage | Single-phase AC 230V |
| Adjustable Current Range | 4 levels (8–16A) |
| Leakage Protection | Type A + 6mA DC |

| | |
|---|---|
| IP Rating | IP66 |
| Dimensions (LWH) | 200×92.5×56mm |
| Net Weight | ≤ 2.2 kg |
| Operating Temperature | -30°C ~ +50°C |